



## PAPER

## Controlling quantum random walk with a step-dependent coin

## OPEN ACCESS

## RECEIVED

11 June 2018

## ACCEPTED FOR PUBLICATION

7 August 2018

## PUBLISHED

22 August 2018

Original content from this work may be used under the terms of the [Creative Commons Attribution 3.0 licence](#).

Any further distribution of this work must maintain attribution to the author(s) and the title of the work, journal citation and DOI.

S Panahiyan<sup>1,3</sup> and S Fritzsche<sup>1,2</sup> <sup>1</sup> Helmholtz-Institut Jena, Fröbelstieg 3, D-07743 Jena, Germany<sup>2</sup> Theoretisch-Physikalisches Institut, Friedrich-Schiller-University Jena, D-07743 Jena, Germany<sup>3</sup> Author to whom any correspondence should be addressed.E-mail: [shahram.panahiyan@uni-jena.de](mailto:shahram.panahiyan@uni-jena.de) and [s.fritzsche@gsi.de](mailto:s.fritzsche@gsi.de)

Keywords: quantum random walk, quantum information processing, Shannon entropy

## Abstract

We report on the possibility of controlling quantum random walks (QWs) with a step-dependent coin (SDC). The coin is characterized by a (single) rotation angle. Considering different rotation angles, one can find diverse probability distributions for this walk including: complete localization, Gaussian and asymmetric likes. In addition, we explore the entropy of walk in two contexts; for probability density distributions over position space and walker's internal degrees of freedom space (coin space).

We show that entropy of position space can decrease for a SDC with the step-number, quite in contrast to a walk with step-independent coin (SIC). For entropy of coin space, a damped oscillation is found for walk with SIC while for a SDC case, the behavior of entropy depends on rotation angle. In general, we demonstrate that quantum walks with simple initiatives may exhibit a quite complex and varying behavior if SDCs are applied. This provides the possibility of controlling QW with a SDC.

## 1. Introduction

Classical random walks (CWs) are known (stochastic) processes that have been used for developing stochastic algorithms [1], in studying biological behavior [2], for image segmentation [3] as well as in earthquake simulations [4]. A classical random walk is typically described in terms of a coin and some particular rule, how the outcome of a coin toss affects the motion of a walker. For different possible outcomes of the coin, the walker will then move to the sites available for it. In general, a Gaussian probability density distribution is obtained for most of the CWs.

In a quantum random walk (QW), in contrast, the behavior of the walker is governed by quantum mechanics [5]. Both, the coin and the movement (shift) of the walker are represented by two operators that are applied to the walker at each step of the walk: while the shift operator moves the walker simply to the left or right on a mesh, the (so-called) coin operator just acts on the internal degrees of freedom of the walker. In a QW, therefore, the walker directly interacts with the coin and this leads to a number of properties such as: a ballistic spread of the walker's wave function or a non-Gaussian probability density distribution [5]. In fact, QWs have been found to provide an efficient framework for: developing better (quantum) algorithms [6, 7], increasing the processing power for solving problems [8] and in simulating complex physical systems [9]. It was shown, moreover, that QWs can be utilized as a universal computational primitives [10, 11] in order to simulate other quantum processes. In addition, various experimental realization of QWs were demonstrated by means of ultracold atoms [12], photons [13, 14] or ions [15, 16] could simulate a nontrivial one-dimensional topological phase [17–19].

Because of these properties, different classes of QWs have been explored in the past decade, including walks with multiple [20] or decoherent coins [21], aperiodic walks [22], walks in two and more dimensions [23] or with multiple walkers [24]. Moreover, the concept of QWs have been applied to position-dependent walks [25], to time-dependent walks that remember their history [26–29] as well as to (so-called) spinor Bose–Einstein condensate [30, 31].

Since QWs can be utilized for simulating other quantum systems or to program and engineer different quantum algorithms [32, 33], a high control is desirable on the behavior and time-evolution of the walker. In order to enhance it, *decoherent* walks have been proposed in the literature [32, 33] i.e. walks with a (non-unitary)

coin which introduces some coupling with the walker's environment. However, such a coupling requires the use of density operators and makes the computations very complex. Typically, such a decoherence does not enable one (so easily) to further explore the symmetry of the system, and may result into a loss of (parts of the) probability density and unitarity nature of process [32, 33]. In addition, the reliability, complexity and efficiency in simulating quantum systems with decoherence have been challenged, see [34]. Therefore, the question remains to which extent, we can have a (coherent) walk with just unitary coin and shift operators and for which the desired probability density distribution is obtained by adjusting one (or a few) parameters. Below, we demonstrate that such a control and behavior of QWs can be achieved by applying a step-dependent coin (SDC).

Another question of this work refers to the amount of information that can be processed by a QW. Since every (quantum) process that transforms the state of a system also changes the amount of information, it is important to understand how a SDC affects the information of the system, compared to a usual QW. To address this question, we shall study and discuss below also the Shannon entropy of the walks [35]. The Shannon entropy was first introduced in 1948 by Claude Shannon [36] in order to measure the amount of uncertainty that is present in the state of a physical system. Here, we show that walks with an SDC may exhibit a diverse behavior of the entropy, quite different from the usual QW with step-independent coins (SICs).

The outline of the paper is as follows. In the next sections, we first introduce our walk with a SDC and recall some of its properties. In section 3, then, simulations are performed and analyzed for different coins, together with a short classification of the corresponding probability distributions. We also discuss a possible experimental realization of such a QW in section 4 and the entropy as a function of the number of steps in section 5. A brief summary and conclusions are finally given in section 6.

## 2. QW with SDC

When compared with CWs, many features of QWs arise from the interplay of the coin and walker, i.e. from the walker's *internal* degrees of freedom. Due to this interplay, QWs may exhibit a much richer behavior of its probability distribution than CWs (if different coins and initial states are considered). Of course, this freedom in choosing the coin and state of the walker can be employed also to find novel probability density distributions for the walker after a given number of steps which is one of central motivations of this investigation. We here apply a SDC of the form

$$\begin{aligned} \hat{C} = & \cos T\theta |0\rangle_C \langle 0| + \sin T\theta |0\rangle_C \langle 1| \\ & + \sin T\theta |1\rangle_C \langle 0| - \cos T\theta |1\rangle_C \langle 1|, \end{aligned} \quad (1)$$

in which  $T$  refers to the number of step and where the rotation angle  $\theta$  is characteristic for the given walk. The factor which enables controlling the walk is  $T\theta$ . Such a SDC can be realized, for example, with photons if their polarization are rotated by the (step-dependent) angle  $T\theta$  [13, 14]. Such a step-dependent 'rotation' can be achieved also with trapped ions if proper (resonant) radio-frequency pulses are applied to the internal state of the ions [15]. Below, we shall therefore refer to  $\theta$  simply as the (fixed) *rotation* angle that is characteristic for a particular coin. The coin operator (1) is unitary and independent of the particular choice of  $\theta$  and number of steps, and thus reversible [16]. Indeed, this property helps simplify many computations and ensures the symmetries which are required for exploring topological phases [17] and for employing it as a *single-qubit* gate [35].

For a (single-qubit) walker on a linear mesh, the Hilbert space,  $\mathcal{H}_C$ , of the *coin* space is simply spanned by  $\{|0\rangle, |1\rangle\}$ . The overall operator of the (quantum) walk consists out of two parts: (i) the *coin* operator that just acts upon the internal degrees of freedom and (ii) the *shift* operator that moves the walker along the mesh, in dependence on the internal state of the walker. Here, we consider the (standard) conditional shift operator

$$\begin{aligned} \hat{S} = & |0\rangle_C \langle 0| \otimes \sum |i+1\rangle_P \langle i| \\ & + |1\rangle_C \langle 1| \otimes \sum |i-1\rangle_P \langle i|, \end{aligned} \quad (2)$$

and where the position (Hilbert) space,  $\mathcal{H}_P$ , is spanned by  $\{|i\rangle_P : i \in \mathbb{Z}\}$ . Of course, the QW proceeds overall within the product space  $\mathcal{H} \equiv \mathcal{H}_P \otimes \mathcal{H}_C$  and by applying successively the evolution operator  $\hat{U} = \hat{S} \hat{C}$  upon the initial state, say

$$|\phi\rangle_T = |\phi\rangle_{\text{fin}} = \hat{U}^T |\phi\rangle_{\text{int}}. \quad (3)$$

In general, it is possible to start at position  $|0\rangle_P$  with any initial state

$$|\phi\rangle_{\text{int}} = (a |0\rangle_C + b |1\rangle_C) \otimes |0\rangle_P, \quad (4)$$

and with  $a$  and  $b$  just satisfying the normalization condition,  $|a|^2 + |b|^2 = 1$ . For the sake of simplicity, we shall employ below the following initial states to perform our QW

$$|\phi\rangle_{\text{int}} = |0\rangle_C \otimes |0\rangle_P,$$

$$|\phi\rangle_{\text{int}} = |1\rangle_C \otimes |0\rangle_P.$$

The coin-shift operator can be applied to these initial states and gives rise, independent of the particular values of  $\theta$  and  $T$  to

$$\begin{aligned} |0\rangle_C \otimes |0\rangle_P &\xrightarrow{1^{\text{th}}} \sin\theta |1\rangle_C \otimes |-1\rangle_P + \cos\theta |0\rangle_C \otimes |1\rangle_P \\ &\xrightarrow{2^{\text{th}}} \cos 2\theta \sin\theta |1\rangle_C \otimes |-2\rangle_P + \sin 2\theta [\sin\theta |0\rangle_C + \cos\theta |1\rangle_C] \otimes |0\rangle_P + \cos 2\theta \cos\theta |0\rangle_C \otimes |2\rangle_P \dots \\ &\xrightarrow{T^{\text{th}}} |\phi\rangle_{\text{fin}} = \left( \prod_{n=1}^T \cos n\theta \right) |0\rangle_C \otimes |T\rangle_P + \dots + (-1)^{T+1} \left( \prod_{n=1}^T \frac{\cos n\theta}{\cos\theta} \right) \sin\theta |1\rangle_C \otimes |-T\rangle_P, \end{aligned} \quad (5)$$

$$\begin{aligned} |1\rangle_C \otimes |0\rangle_P &\xrightarrow{1^{\text{th}}} \cos\theta |1\rangle_C \otimes |-1\rangle_P + \sin\theta |0\rangle_C \otimes |1\rangle_P \\ &\xrightarrow{2^{\text{th}}} \cos 2\theta \cos\theta |1\rangle_C \otimes |-2\rangle_P + \sin 2\theta [-\cos\theta |0\rangle_C + \sin\theta |1\rangle_C] \otimes |1\rangle_P + \cos 2\theta \sin\theta |0\rangle_C \otimes |2\rangle_P \dots \\ &\xrightarrow{T^{\text{th}}} |\phi\rangle_{\text{fin}} = \left( \prod_{n=1}^T \frac{\cos n\theta}{\cos\theta} \right) \sin\theta |0\rangle_C \otimes |T\rangle_P + \dots + (-1)^T \left( \prod_{n=1}^T \cos n\theta \right) |1\rangle_C \otimes |-T\rangle_P. \end{aligned} \quad (6)$$

From expressions (5) and (6), we find that the walker generally occupies  $T + 1$  positions after  $T$  steps, i.e. there is a non-zero probability at  $T + 1$  positions. A maximum of  $2^T$  terms may arise after  $T$  steps for occupied positions for the wave function of the walker. For an *odd* number of steps, only the odd positions will have non-zero probability density, while the same is true for the even positions after an *even* number of steps. Moreover, the walker can generally occupy only positions within  $[-T, T]$ . In the next section, we shall make use of these properties to further classify the behavior of walker, and hence its probability density distribution in position space, if different rotation angles are considered.

### 3. Simulation of the walk

#### 3.1. Classification

The stepwise evolution (equations (5) and (6)) of the QW shows that the state and probability distribution of the walker sensitively depend on the particular choice of the rotation angle  $\theta$ . Below, we shall therefore highlight the possible classes of behavior for the walker with different choices of  $\theta$ . We compare their behaviors with those of a SIC in order to better understand the effects of a SDC upon the evolution of a walk. We focus on the wave function and the probability density distribution in position space. All the simulations are done for the initial state of  $|0\rangle_C \otimes |0\rangle_P$ .

##### 3.1.1. Localized walk

In this class, the probability density distribution is whether *completely localized* at some position and/or it is periodically distributed only over two positions. In other words, at each step, the walker is relocated from one position into another without any distribution in its wave function. This property of *relocation* and absence of the distribution in wave function remain unchanged for arbitrary number of steps. In general, this class contains three subclasses; (I) *free localized walk*: in which after  $T$  steps of the walk, the probability density of the walker at position  $T$  is 1 while at other positions, it is zero. An example of this case is  $\theta = 0$  (see figures 1(1) and B2(1)). (II) *Bounded localized walk*: where the relocation of walker is limited to some specific range of positions. The walker starts at position 0 and after arbitrary steps, it returns to position 0 again. In contrast to the previous case, the probability distribution of the walker *oscillates* at different and within a specific range of positions. The rotation angle of  $\theta = \pi/2$  is an example of this walk (see figures 1(2) and B2(2)). (III) *Bounded localized walk with periodic splitting*: here, at particular number of steps, the probability density distribution is completely localized at one position. While at other step numbers, the probability density of the walker is distributed over two positions. The walk is limited to specific range of positions and after several steps, the same behavior and probability density distributions are repeated. Using coins with  $\theta = \pi/4$  and  $\theta = \pi/6$  results into this behavior (see figures 1(3) and B2(3)).

##### 3.1.2. Classical like walk

The behavior of walker for this class results into *Gaussian like* probability density distribution. The speed and the variance of walker is relatively smaller than usual QWs and similar to CW. There are two distinctive subclasses for this class; (I) *compact classical walk*: in which a Gaussian like probability density distribution is found for the walker. But, unlike the CWs, probability density is distributed over just a very few number of positions and could not exceed this range of positions for arbitrary number of steps (it is bounded). This results into a steeper

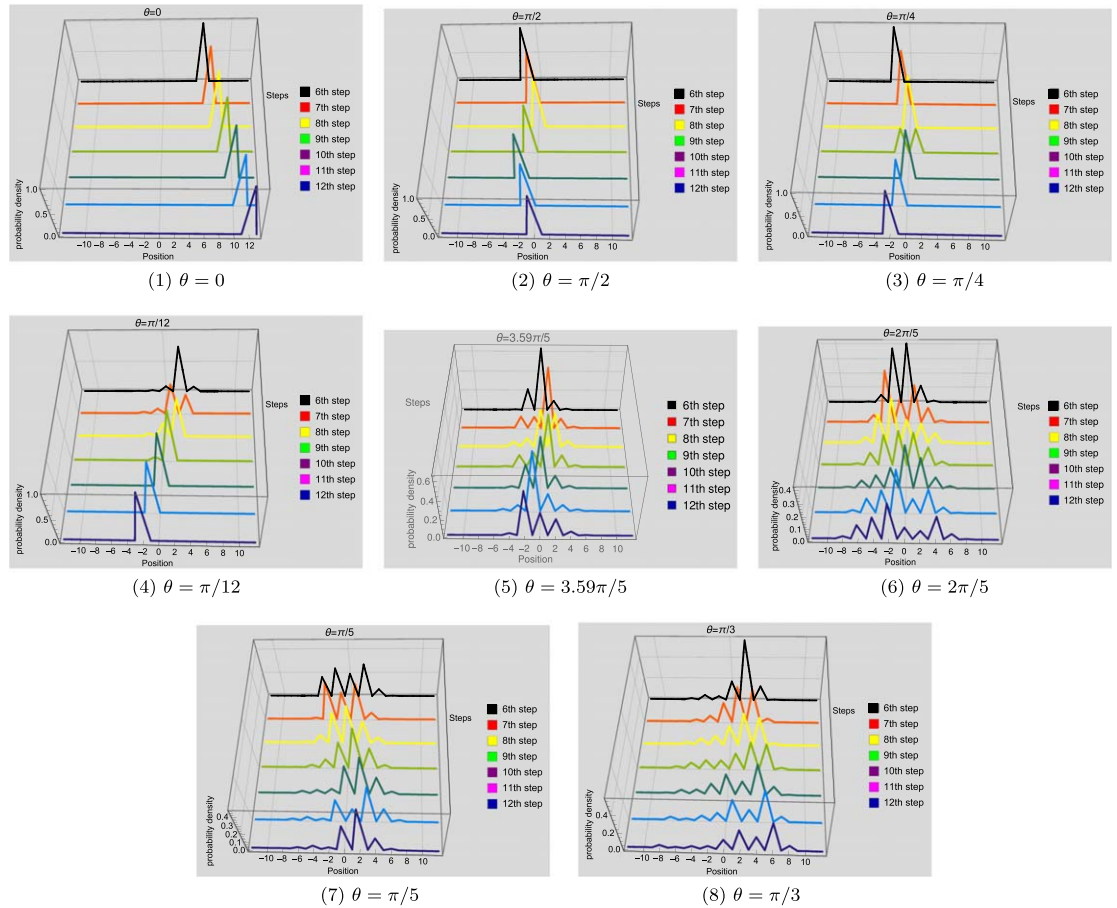


Figure 1. Probability density versus position for different rotation angles. Results are shown for seven subsequent steps  $T = 6..12$ .

Gaussian like behavior, hence *compact classical like walk*. Coin with  $\theta = \pi/12$  leads to such behavior (see figures 1(4) and B2(4)). (II) *Classical like walk*: where in contrast to previous case, the Gaussian like probability density distribution of the walker is not bounded to specific range of positions and it is an increasing function of steps. The rotation angle of  $\theta = 3.59\pi/5$  is an example of this case (see figures 1(5) and B2(5)). The justification for this classification and its subclasses are provided in appendix A.1.

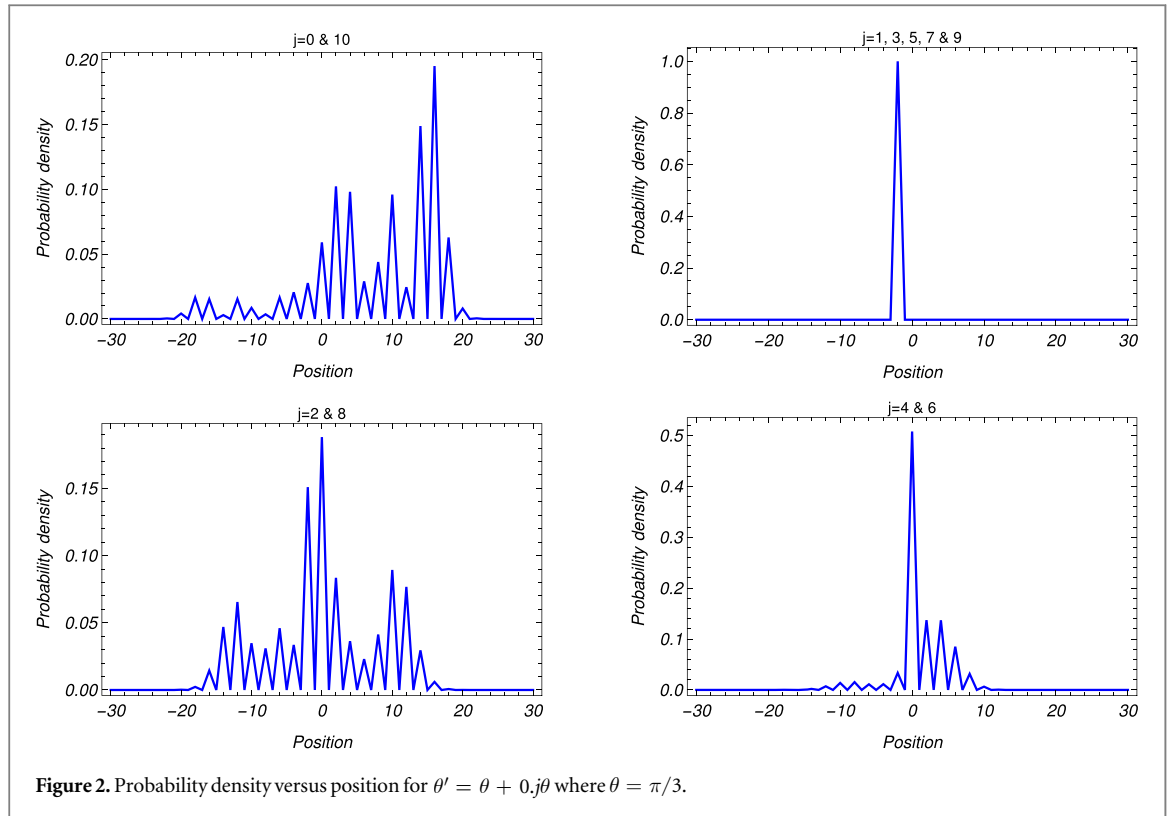
### 3.1.3. Semi-classical/quantum like walk

In this class, the walker enjoys some characteristics of the both quantum and classical walks. There is a significant peak in the probability density distribution at center of position (or very close to it). But, other noticeable peaks are also observed at left and/or right hand side of it. This results into a multimodal distribution for the probability density. In general, it is hard to classify this distribution into more subclasses. This is because each example of this class has specific properties (similar to classical or quantum walk) which are different from the other examples. But in general, they have similarities to the cases where decoherence is present in the QW. For example, in case of  $\theta = 2\pi/5$ , observed probability density distribution has the highest peak at the center of position with two other smaller peaks at left and right hand sides of the distribution (see figures 1(6) and B2(6)). This is similar to the case where system has decoherent coin (for more details, please see appendix A.2). Another example for this class is walk with a coin characterized by  $\theta = \pi/5$ . A multimodal distribution is observed for the probability density (see figures 1(7) and B2(7)).

### 3.1.4. Quantum like walk

For this class, the walker could obtain a ballistic asymmetric like distribution in its probability density. The highest peak in probability density is at right/left hand side of position's center and its place is an increasing function of the steps. Fast spread of the walker's wave function and large variance are other characteristics of this class. These are the properties of usual QW. Coin with rotation angle of  $\theta = \pi/3$  results into such walk (see figures 1(8) and B2(8)).

The different behaviors of a QW with a SDC (1) are summarized again in table 1.



**Table 1.** Classification of observed probability density distribution for walk with step-dependent coin.

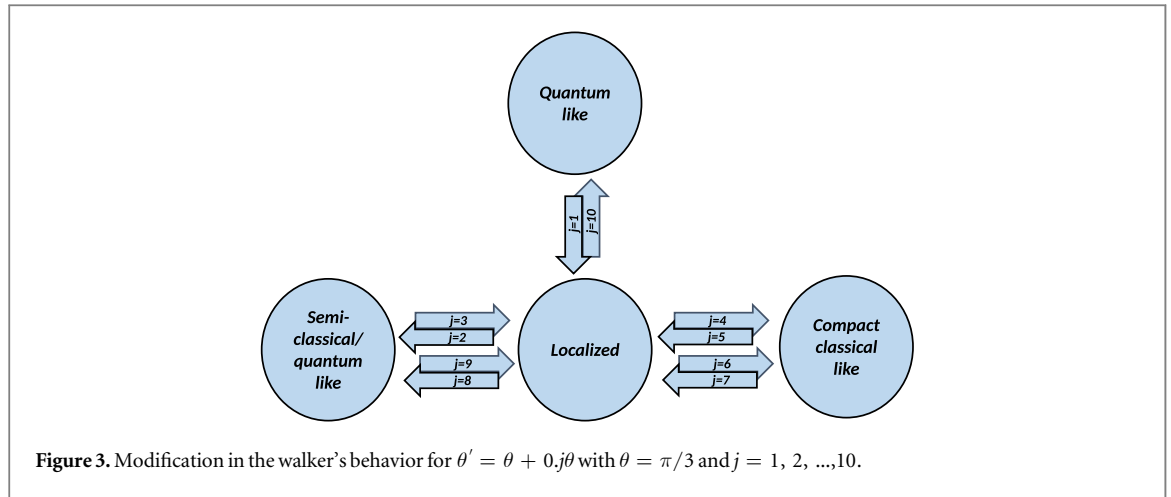
Classes	$\theta$
Localized: free	0
Localized: bounded	$\pi/2$
Localized: bounded with periodic splitting	$\pi/4, \pi/6$
Compact classical like	$\pi/12$
Classical like	$3.59\pi/5$
Semi-classical/quantum like	$\pi/5, 2\pi/5$
Quantum like	$\pi/3$

Next, we study walks with a rotation angle  $\theta' = \theta + 0.j\theta$  in which  $j$  is an integer running between 0 and 10. We choose  $\theta = \pi/3$  (see figure 2). The goal is to examine how the QW behaves for different rotation angles  $\theta$  for specific values between  $\theta = \pi/3$  to  $\theta = 2\pi/3$ . For  $\theta = \pi/3$ , the walker exhibits a *quantum like* probability density. For odd integers of  $j$ , the wave function is completely *localized* at position  $-1$  while an identical *semi-Gaussian like* distribution with a peak at zero is found for  $j = 2$  and  $j = 8$ . One can categorize this distribution under *semi-classical/quantum like* behavior. For  $j = 4$  and  $6$ , the distribution of probability density is also identical and it shows *classical like behavior* (similar to the  $\theta = 3.59\pi/5$  case). Finally, probability density distribution of the case  $\theta = 2\pi/3$  is identical to the one observed for  $\theta = \pi/3$ . To summarize, we can see that from  $\theta = \pi/3$  to  $\theta = 2\pi/3$ , probability density distribution will be modified as shown in figure 3.

It is worthwhile to mention that the probability density distributions of  $\theta$  and  $\pi - \theta$  are always identical.

### 3.2. Step-dependent versus step-independent

When compared with a SIC walk, we find the following behaviors for QW with a SDC; for  $\theta = 0$ , both SDC and SIC walks have identical distribution for probability density (see figure 4(1)). As for the rotation angle of  $\theta = \pi/2$ , completely localized probability density distribution is observed for both SDC and SIC but at different positions (see figure 4(2)). As for the  $\theta = \pi/3$ , we notice two significant differences between SDC and SIC cases: (I) the variance of SDC walk is larger than SIC one. (II) The SIC has an asymmetric probability density distribution with sharp peaks at right and left hand sides of the distribution (not at the center). Whereas for SDC, there is a peak at the center of position and probability density of the highest peak is larger comparing to SIC walk (see figure 4(8)).



A significant difference between SDC and SIC walks could be seen for  $\theta = \pi/4$ . For the SIC, this coin is known as Hadamard. The wave function with Hadamard coin is asymmetrically distributed over  $[-T/\sqrt{2}, T/\sqrt{2}]$  positions [37]. Whereas, for the SDC walk, the complete localization with periodic 50–50 distribution over two positions takes place for the wave function. In addition, the distribution of wave function of the SIC case is an increasing function of the steps while for the SDC, it is limited to specific number of the positions (see figure 4(3)). As for  $\theta = \pi/5$ , the SIC provides wave function with larger number of the occupancy over positions comparing to SDC. In addition, the highest probabilities are located at left and right hand sides of distribution in SIC walk, whereas, the SDC has a multimodal distribution (see figure 4(7)). In case of  $\theta = 2\pi/5$ , larger variance in probability density distribution is observed for SDC comparing to SIC walk. For the  $\theta = \pi/12$ , in the SDC walk, variance of wave function is limited to specific region while for the SIC, it is an increasing function of the steps. On the other hand, the walk with SDC presents a compact Gaussian like distribution in probability density, while the SIC enjoys an asymmetric behavior (see figure 4(4)). The same properties could be stated for  $\theta = 3.59\pi/5$  with small modifications (Gaussian like distribution and unbounded variance) (see figure 4(5)).

Next, we study the number of positions with non-zero probability density as a function of steps for SDC and SIC walks (see figure 4(k)). Evidently, one can recognize the periodic behavior and complete localization that were reported before for cases  $\theta = \pi/4$  and  $\pi/12$ . For characteristic rotation angles of  $\theta = \pi/5$  and  $3.59\pi/5$ , comparing to SIC walk, SDC walk has smaller number of positions with non-zero probability density. This confirms the classical like property that was mentioned for these cases. In contrast, SDC walks with  $\theta = \pi/3$  and  $2\pi/5$  have higher number of positions with non-zero probability density comparing to SIC walk. This shows that SDC walk is faster than SIC walk for these rotation angles.

### 3.3. Discussion on physical interpretations

A localized probability density distribution may signal the presence of Anderson localization. About 60 years ago, Anderson predicted that destructive interferences among scattering paths of a quantum particle propagating in a disordered media may occur and results into a localization of the wave function [38]. Such localizations have been extensively investigated in different physical contexts such as photons and photonic lattices [39], Bose–Einstein condensate [40], microwaves in strongly scattering samples [41] and inverted opals [42].

In the context of QW, an Anderson localization could be realized as a case where the mean-squared distance of the walker from the origin stays bounded even in the infinite-time limit. The theoretical existence of such localization for the QW was pointed out in [43, 44]. In [19], the Anderson localization was observed in one-dimensional split-step quantum walk. This localization was due to introduction of static, symmetry-preserving disorder in the parameters of walk. Experimentally, an Anderson localization was observed for photonic implementation of a one-dimensional quantum walk in the presence of decoherence [14, 45] and pairs of polarization-entangled photons in a discrete quantum walk affected by position-dependent disorder [46]. In all of the mentioned papers, the existence of Anderson localization was shown to be rooted in the presence of disorder in the QW. From our discussion above, we see that a walk with a SDC can result into an Anderson localization without any disorder must occur. In other words, it was shown that a unitary evolution of a walk without any special modification can result into probability density distributions similar to the ones in the presence of disorder. This shows that QW with a SDC can be utilized to realize the processes such as Anderson

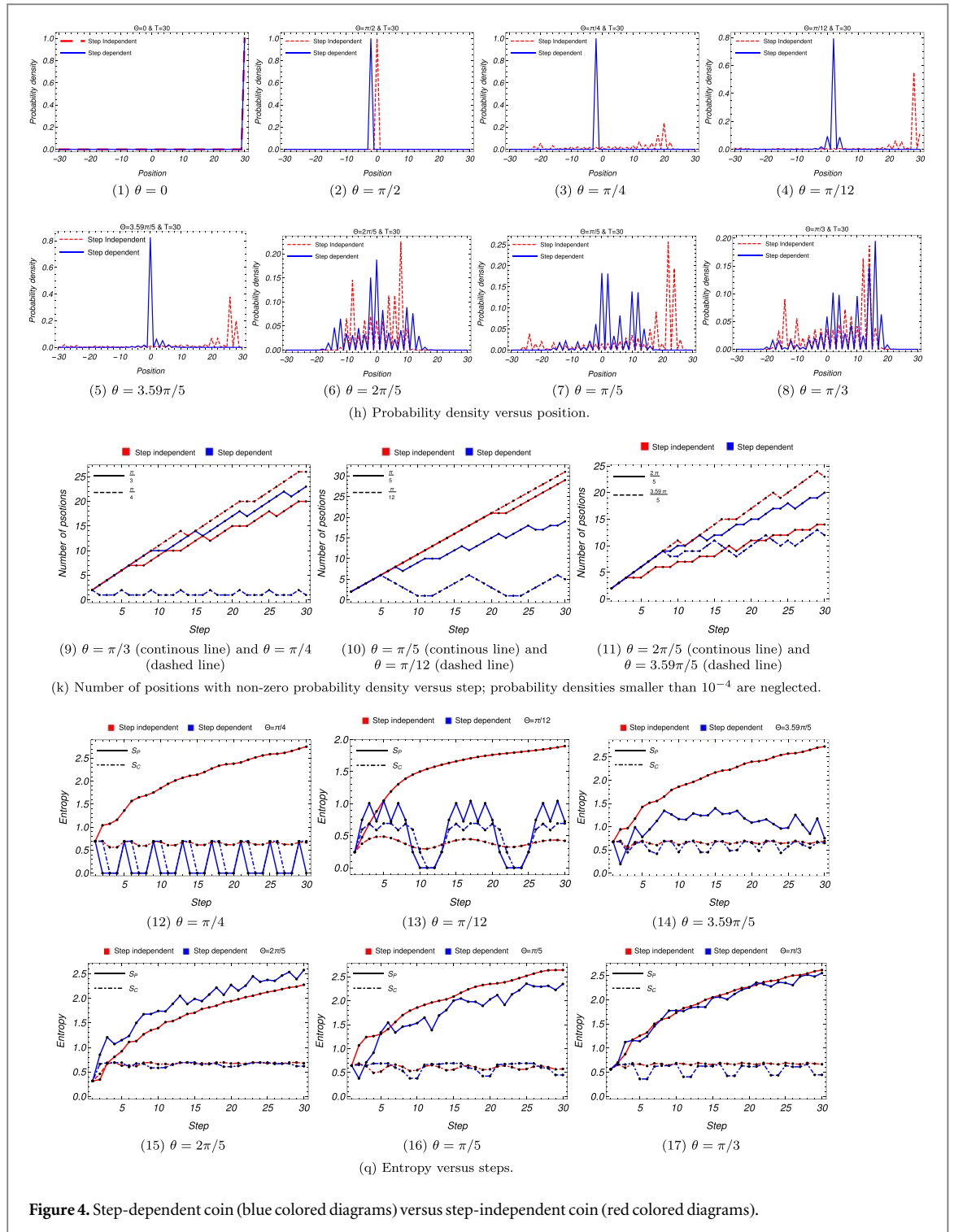


Figure 4. Step-dependent coin (blue colored diagrams) versus step-independent coin (red colored diagrams).

localization in a more simplified framework. In many experimental setups, moreover, it is simpler to use a SDC walk to achieve Anderson localization and exploiting its properties, instead of using disorder-included systems (see for example [47]).

Previously, it was shown that transition from QW into classical one could be achieved by introducing the decoherence into system through; (I) subjecting the decoherence into coin of system [48, 49]. (II) Introduction of random phase shifts to the coin particle [50]. (III) Measurements performed with timing provided by the Levi waiting time distribution [51]. All of these processes require introduction of decoherence into the system. The SDC presented in this paper provides the possibility of achieving classical like behavior without introduction of the decoherence into system. This indicates that while we are employing the unitary operators, it is possible to have classical probability density distribution for the walker. This enables us to avoid certain complex calculations (for more details please see [32, 33] and references within). This results into a more simplified framework to study the QWs and its applications for classical like behavior [13, 14, 45, 52].

Existence of different probability density distributions (ranging from quantum like to complete localization) for SDC provides us with a multi-purpose QW. Due to these different classes of the probability density distribution, one can develop a more adaptable quantum walk-based search algorithm [53]. The main issue that must be taken into account is the capability of coherent QW. An isolated QW system (absence of decoherence), with certain considerations (here, it is step dependency of the coin) has the capability of providing large number of the possibilities for the walker. This indicates that QW has the possibility of addressing complicated simulations in the present literature in a more simplified framework.

In [33], three key points are introduced for building an algorithm based on quantum walks: (I) the unitary operators (II) the measurement operators (III) decoherence effects in order to control the quantum walk algorithmic effects by manipulating probability distributions or mimicking natural phenomena. Specially, in [9], the importance of decoherence for manipulating probability density distribution of the walker for mimicking natural phenomena was highlighted. As we can see, SDC random walk has the possibility of addressing decoherence-included QW. This indicates that for development of algorithm, the third condition could be relaxed and only the two first conditions are left. The first condition is also automatically satisfied due to unitary nature of the coin-shift operator of SDC walk. Therefore, only the second condition remains to be addressed.

In quantum simulation, the main goal is providing quantum systems which could be programmed to model the behavior of other quantum systems [9, 54]. Due to the diverse behaviors and possibilities for SDC walk, it is clear that the SDC walk could catch the idea of ‘programmable quantum system’ in a better suit. The general structure of the SDC provides a simplified framework for manipulating the quantum system. The fact is that SDC has a comfortable adaptability for providing different probability density distributions which makes it ideal in terms of programmability for quantum computation/simulation purposes. Finally, the comparison for quantum like behavior case of SDC versus SIC showed that the variance in SDC is bigger. This indicates a faster spread of wave function of the walker for SDC. This difference in the variance could be employed to conclude that algorithms based on SDC could be faster comparing to their SIC counterpart [37, 55]. Therefore, quantum like behaviors observed for SDC walks are showing better efficiency regarding the hitting and mixing times comparing to SIC walks [56].

QWs can be used as universal generators of probability density distributions [57]. In [58], the unitary equivalence of classes of QWs with different  $SU(2)$  coin operators was shown and it was pointed out that the nonequivalent QWs can be distinguished by a single parameter. In fact, it was pointed out that walk with a dynamical coin is equivalent to electric QWs. Due to these properties and the fact that QW being a universal computational primitive, there has been a growing interest in using QWs as a tool for state engineering, initial state preparation and state transferring. For example, it was pointed out that using the localization like effects in QWs, one can engineer a state of walker and obtain specific desired details for its state [59, 60]. In [61], a beautiful theoretical framework was proposed for quantum state engineering of arbitrary superpositions of the walkers sites. Experimentally, Nitsche *et al* used QWs with dynamical control to prepare non-localized input states and implement a state transfer scheme for an arbitrary input state [62]. In this direction, we can see that walks with a SDC can also be used as a stand alone framework for generating desired probability density distributions, preparing initial state and/or engineer them. The classification that we provided shows that each class actually is made out of different subclasses. For example, for localized walk, we showed that there are at least three subclasses. In classical like walk, we see two subclasses that are corresponding to Gaussian distributions with different Gaussian parameters (see appendix A.1). In addition, we matched our results in semi-classical/quantum like walk with those in the presence of decoherence (see appendix A.2). These were some of the issues that yet to be addressed in literature. That being said, we see that for state engineering and preparation purposes, walks with a SDC has high capability. In following sections, we give more details and comparison in the context of entropy.

## 4. Experimental implementation

The next issue that we should address is the feasibility of an experimental implementation for SDC walk. The experimental implementation that we have in mind is inspired by an earlier work of Schreiber *et al* [13]. The setup employs passive optical elements in order to preform the walk. The walker is a photon and internal degrees of freedom are its polarizations. The coin operator could be realized by a half-wave plate changing the polarization of the photon. The reason why such experimental setup is of interest for us is due to its flexibility in its coin operator. The matrix representation of the coin operator changing the polarization of the photon is given by [13]



$$C' = \begin{pmatrix} \cos(2\eta) & \sin(2\eta) \\ \sin(2\eta) & -\cos(2\eta) \end{pmatrix}, \quad (7)$$

in which  $\eta$  is the rotation angle of the half-wave plate relative to one of its optical axes. Considering that the coin operator in the QW introduced in this paper is modified at each step, the setup of coin in this experimental scheme is ideal one.

The initial state of the walker could be provided by a combination of a half- and quarter-wave plates. The coin operator is half-wave plate and step operation is given by an optical feedback loop. A pulsed laser source provides the photon's wave packet while these pulses are attenuated to the photon's level by using density filters. The internal degrees of freedom of the photon are horizontal and vertical polarizations. In each step, the horizontal and vertical components of the polarization are separated spatially and temporally, then recombined and is sent back to the input beam splitter for the next step. In the next step, the application of coin operator creates a superposition of states which their analyze in the internal degree of the photon (horizontal and vertical polarizations) displays interference. Each step of the walk in this setup corresponds to one loop. At each step, the photon could be coupled out of the loop with 50% probability. If such case takes place, an avalanche photodiode registers a click. This click is recorded by a computer via a time-to-digital converter interface and combination of these clicks which are due to a series of consecutive runs of the experiment, characterizes the walk. Among the important properties of this experimental setup, one can point out: (I) a high degree of coherence and the scalability of system. (II) Keeping the amount of required resources constant as the walker's position Hilbert space is increased. (III) The flexibility of setup which was essential for the walk introduced in this paper. It is worthwhile to mention that another experimental setup was also proposed with similar ingredients by Broome *et al* in which a tunable decoherence was added into the system [14].

## 5. Shannon entropy

Of the fundamental concepts in quantum information and computing is the Shannon entropy [35]. The Shannon entropy was first introduced in 1948 by Claude Shannon [36] in order to measure the amount of uncertainty that is present in the state of a physical system. The Shannon entropy has been employed to address different issues in physical systems such as processing and transmitting quantum information [63], atomic physics [64], crystallography [65], ultracold trapped interacting bosons [66] and quantifying the information encoded in complex network structures [67]. In the context of QW, the Shannon entropy was computed and numerically presented for different types of generalized Hadamard coin in [68, 69]. In addition, limit theorems for the Shannon entropy and its value were computed by using a path counting method in [70].

Here, we would like to address the Shannon entropy associated to SDC walk and compare it with SIC case. In the context of QW, the Shannon entropy is calculated using probability densities of the positions/internal degrees of freedom that are occupied by wave function of the walker in each step. Therefore, the entropy is step-dependent. Also, one can introduce two different entropies for QW; (I)  $S_C$ , associated to internal degrees of freedom or simply coin space. (II)  $S_P$ , related to position space. The Shannon entropy for these two subspaces is given by [35, 68, 70]

$$S_P = -\sum_n P_n \text{Log} P_n, \quad (8)$$

$$S_C = -\sum_i P_i \text{Log} P_i, \quad (9)$$

in which  $P_n$  and  $P_i$  are the probability density of the position  $n$  and internal degrees of freedom  $i$ , respectively. The logarithm is given in base of  $e$ . According to (8) and (9), for fully localized walk, the entropy is zero (which is physically expected). Based on previous section, the entropy as a function of step is given for SDC (blue colored lines) and SIC (red colored lines) walks for different rotation angles in figure 4(q).

For the entropy associated to probability density distribution in position space ( $S_P$ ), the following could be stated:

(I) In SIC case, the entropy is an increasing function of the steps, irrespective of considered  $\theta$ . Whereas, for the SDC case, the general behavior of entropy depends on  $\theta$ .

(II) In general, the entropy of SDC walk is smaller than its corresponding SIC one. This is even valid for the  $\theta = \pi/3$  where the walker is faster and its variance is bigger comparing to its SIC counterpart (see figure 4(q)). The only exception is  $\theta = 2\pi/5$  (see figure 4(15)). This is because, for this coin, SDC walk has a more symmetrical probability density distribution in position space comparing to its SIC counterpart. It is a well established concept that system with more symmetrical probability density distribution has higher entropy [71].

(III) The periodic behavior and localization in probability density distribution of SDC walk could also be detected in entropy's evolution. The periodic behavior is where identical entropy is found and repeated on a regular basis. Localization happens where entropy is zero.

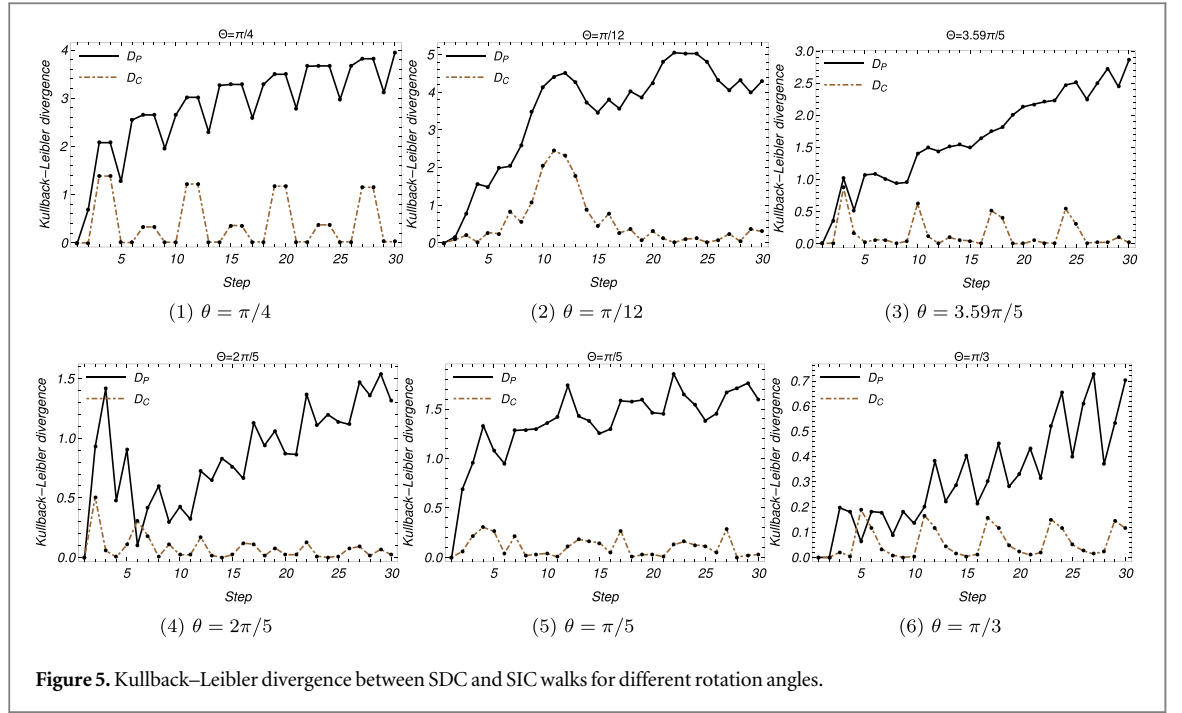


Figure 5. Kullback–Leibler divergence between SDC and SIC walks for different rotation angles.

(IV) The evolution of entropy for SDC walk shows that: although in each step the number of positions occupied by wave function of the walker increases, this does not necessary mean that entropy is also increasing (in contrast to SIC walk). In fact, for certain steps, minimums are formed for the entropy.

In case of the entropy associated to probability density distribution in coin space ( $S_C$ ), one can highlight the following points:

(I) Since the coin space contains two elements (two internal degrees of freedom), entropy of the coin space is bounded by an upper limit. The highest value of  $S_C$  is obtained when probability density distribution in coin space is equally distributed over these two elements. Therefore, the maximum  $S_C$  that walker with two internal degrees of freedom can obtain is 0.693 147.

(II) For walks with SIC, a damped oscillation is observed for  $S_C$ . This shows that by increasing the number of steps, the entropy of coin space converges to a specific value. For SDC case, the general behavior depends on the  $\theta$ . For semi-classical/quantum and quantum like walks, a damped oscillation is also seen for the  $S_C$  (see lower panels of figures 4(15) and 4(17)). In contrast, for localized and compact classical like walks, the entropy of coin space has periodic behavior. Finally, for the classical like walk, it has an irregular behavior but converging one.

(III) The complete localization for the walker takes place when both the entropy of position and coin spaces are zero. Such cases take place for specific steps in localized and compact classical like walks (see figures 4(12) and 4(13)).

In order to understand the differences between entropy of SDC and SIC walks in more details, we investigate the relative entropy. To do this, we use Kullback–Leibler divergence which measures how one probability density distribution diverges from the other one. The Kullback–Leibler divergence is given by

$$D_P = \sum_n P_n \text{Log} \frac{P_n}{P'_n}, \quad (10)$$

$$D_C = \sum_i P_i \text{Log} \frac{P_i}{P'_i}, \quad (11)$$

where  $P'_n$  and  $P'_i$  are the probability density of the position  $n$  and internal degrees of freedom  $i$  for SIC walk, respectively. Kullback–Leibler divergence is zero when the probability density distributions for SDC and SIC walks are identical. The results for different rotation angles are presented in figure 5. For Kullback–Leibler divergence of position space,  $D_P$ : In general, we have the following relation for Kullback–Leibler divergence of different rotation angles

$$\begin{aligned} D_P\left(\theta = \frac{\pi}{3}\right) &< D_P\left(\theta = \frac{2\pi}{5}\right) < D_P\left(\theta = \frac{\pi}{5}\right) \\ &< D_P\left(\theta = \frac{3.59\pi}{5}\right) < D_P\left(\theta = \frac{\pi}{12}\right) < D_P\left(\theta = \frac{\pi}{4}\right). \end{aligned}$$

This relation reminds us the earlier classification for different rotation angles. We see that in this context as well, our classification could be applied. The smallest Kullback–Leibler divergence between SDC walk and its

SIC counterpart is observed for the quantum like walk ( $\theta = \pi/3$ ) while the largest one is found for localized walk ( $\theta = \pi/4$ ). Overall, the Kullback–Leibler divergence between SDC and SIC walks increases but its rate of increment depends on  $\theta$ .

For Kullback–Leibler divergence of coin space,  $D_C$ : in some steps,  $D_C$  becomes zero indicating that probability density distributions in coin space for SDC and SIC walks are identical. In general, some semi-periodic behavior is observed for different rotation angle. The only exception is for  $\theta = \pi/12$ . Overall, we notice that  $D_C$  tends to decrease indicating that probability density distributions in coin space for SDC and SIC walks become more similar to each other.

The Shannon entropy is one of the central concepts in quantum information theory. According to Nielsen and Chuang [35], this quantity measures the amount of uncertainty (information/randomness) that is present in the state of a physical system. Therefore, smaller entropy indicates lower uncertainty (information/randomness). Through our calculations, it was shown that SDC walk enjoys smaller entropy of the position space comparing to its SIC counterpart (with some exceptions). Therefore, the SDC imposes smaller uncertainty in the state of walker comparing to SIC. One can also conclude that amount of information (randomness) acquired/modified through SDC evolution is smaller than the one obtained/modified through SIC evolution. In the context of data communication, entropy provides the limit on length that a lossless compression encoding of the data could be achieved. If the entropy of source is smaller than the capacity of communication channel, the receiver could reliably attain the communication from the source. Therefore, we see that SDC case provides an entropy which widens the limiting range and includes larger possibilities in the context of data communication (comparing to SIC walk). In addition, we should once more emphasize on the fact that despite expectation, the increase in number of the positions occupied by wave function of the walker does not necessarily mean increase in entropy. The entropy measures disorder in the system. Generally, the common sense indicates that if the wave function of the walker is dispersed over larger number of the positions between two steps, the entropy should increase. But as we saw for SDC case, this is not the case. In fact, the wider dispersion over position resulted into smaller entropy for specific steps.

## 6. Conclusion

In this paper, we studied a class of QW with a SDC. Such a coin can result in a reach behavior of the walker. It was shown, in particular, that such a coin may result, for different choices of the rotation angle, into four distinguishable behaviors in probability density of walker including: complete localization, (compact) classical like, semi-classical/quantum like and quantum like. This diversity in probability density distribution signals the controllability over QW where controlling factor is rotation angle. In the context of speed, it was shown that the walk with a SDC could be faster (slower) comparing to its step-independent counterpart.

In addition, we studied the entropy of walks with the SDC and compare it with its corresponding SIC case. The entropy was calculated for two cases of probability density distributions in coin ( $S_C$ ) and position ( $S_P$ ) spaces. Interestingly, it was shown that for the walk with SDC, the  $S_P$  is smaller than the walk with SIC (with some exceptions). In addition, it was shown that general behavior of the  $S_P$  as a function of steps, depends on choices for the rotation angle in walk with a SDC. Whereas for walks with the SIC, irrespective of choices for rotation angle, a monotonic behavior was observed for  $S_P$  as a function of steps. Finally, it was pointed out that by increasing the number of positions occupied by wave function of the walker,  $S_P$  does not increase. In fact, for special SDCs,  $S_P$  could decrease. Regarding to the  $S_C$ , a damped oscillation behavior was observed for walks with SIC. In the contrast, for SDC walk, three distinctive behaviors were observed for  $S_C$  as a function of steps: a damped oscillation, periodic and irregular behaviors.

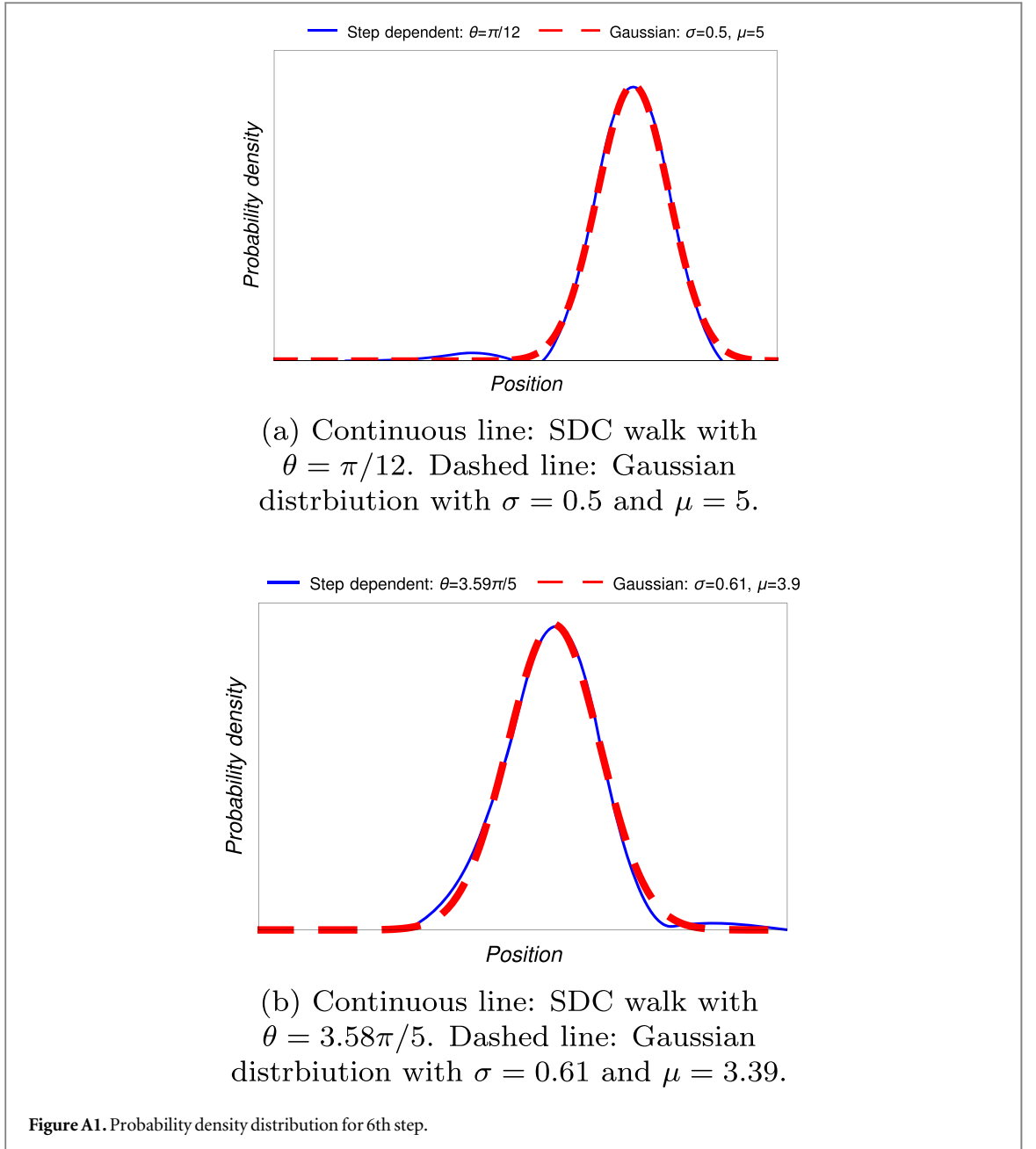
The study conducted in this paper can be generalized also to multi-walker systems, higher dimensional walk as well as to (decoherent) walks that couple to their environment. These QWs can be applied to explore topological phases [17, 72] and especially *new* classes of such topological phases. In addition, it would be interesting to see how different entropy properties that were obtained for the walker here could be employed in the context of data compression, communication, and cryptography. We will leave these matters for future works.

## Appendix A. Justification for classification

Through out the paper, it was shown that using SDC results into obtaining diverse probability density distribution in position space. We classified these distributions according to their properties. Among them, we had the classical like and semi-classical/quantum like behaviors.

### A.1. Classical like behavior

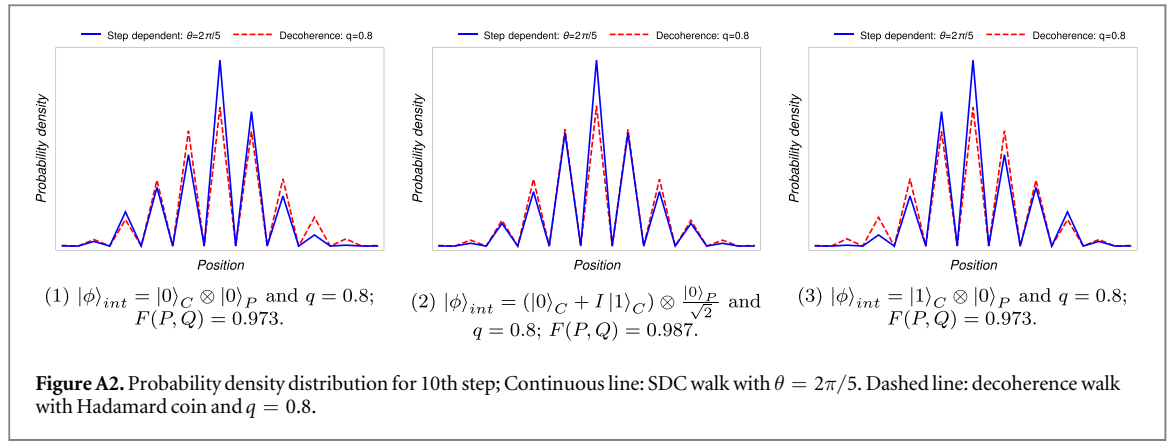
The classical behaviors are the ones that present normal (Gaussian) like distributions for their probability density distributions. The probability density of the normal distribution is given by



$$f(x|\mu, \sigma^2) = \frac{e^{-\frac{(x-\mu)^2}{2\sigma^2}}}{\sqrt{2\pi\sigma^2}}, \quad (12)$$

where  $\mu$  is the mean or expectation of the distribution,  $\sigma$  is the standard deviation, and  $\sigma^2$  is the variance. In our study, we had two subclasses for classical like behaviors for different rotation angles: compact and usual classical like. To show that mentioned cases actually have Gaussian like distribution, we study the 6th step of these walks and compare their probability density distributions with Gaussian ones. The task is to estimate the parameters of the Gaussian distribution that would correspond to the mentioned cases. This could be done by using the number of positions occupied by the wave function and their probability density. The results are given in following diagrams (see figure A1).

Evidently, by tuning the Gaussian parameters, the probability density distributions of the SDC QW with considered rotation angles could be highly fitted with those of Gaussian distributions. The mean variance considered for fitting the Gaussian distributions show that one of these distributions is indeed more compact comparing to the other one. These facts justify our earlier classification of the walks with these coins into classical like behavior and their corresponding subclasses. Although this is done for the 6th step, the same could be done for other steps as well. It should be noted that in each step, the Gaussian parameters would be different.



## A.2. Semi-classical/quantum like

The next classification that we address is semi-classical/quantum like. To do so, we consider the walks with decoherence. It is a well established concept that depending on the amount of decoherence in QW, system's behavior could range from purely quantum like to classical one [21, 73, 48]. There are different methods to include decoherence in QW. One of them is by measuring the coin and/or position space after each step. Inclusion of decoherence results into losing the unitary nature of the process. Therefore, one should use density operator formalism to address the nonunitary evolution of the walk at each step given by [21, 73, 48]

$$\hat{\rho}(t+1) = (1 - q - s)\hat{U}\hat{\rho}(t)\hat{U}^\dagger + q\mathbb{P}_C\hat{U}\hat{\rho}(t)\hat{U}^\dagger\mathbb{P}_C + s\mathbb{P}_P\hat{U}\hat{\rho}(t)\hat{U}^\dagger\mathbb{P}_P, \quad (13)$$

where  $\mathbb{P}_C$  and  $\mathbb{P}_P$  are projections to coin and position spaces, respectively.  $q$  and  $s$  are the probabilities of a decoherence event happening per time step. Here, we restrict our study to  $s = 0$ . The value of decoherence parameter will be within the range of  $0 \leq q \leq 1$ , where  $q = 0$  and  $q = 1$  correspond to purely quantum and classical like behaviors, respectively. The coin operator of the decoherence case is Hadamard. For SDC walk, we consider the rotation angle of  $\theta = 2\pi/5$  which had semi-classical/quantum like behavior. We consider three different initial states. The results are presented in figure A2 for the 10th step.

Accordingly, we observe that by tuning the decoherence parameter, the results of SDC walk with rotation angle of  $\theta = 2\pi/5$  and walk with decoherence could be fitted together. To mathematically confirm this issue, we investigate the fidelity for these two probability density distributions given by

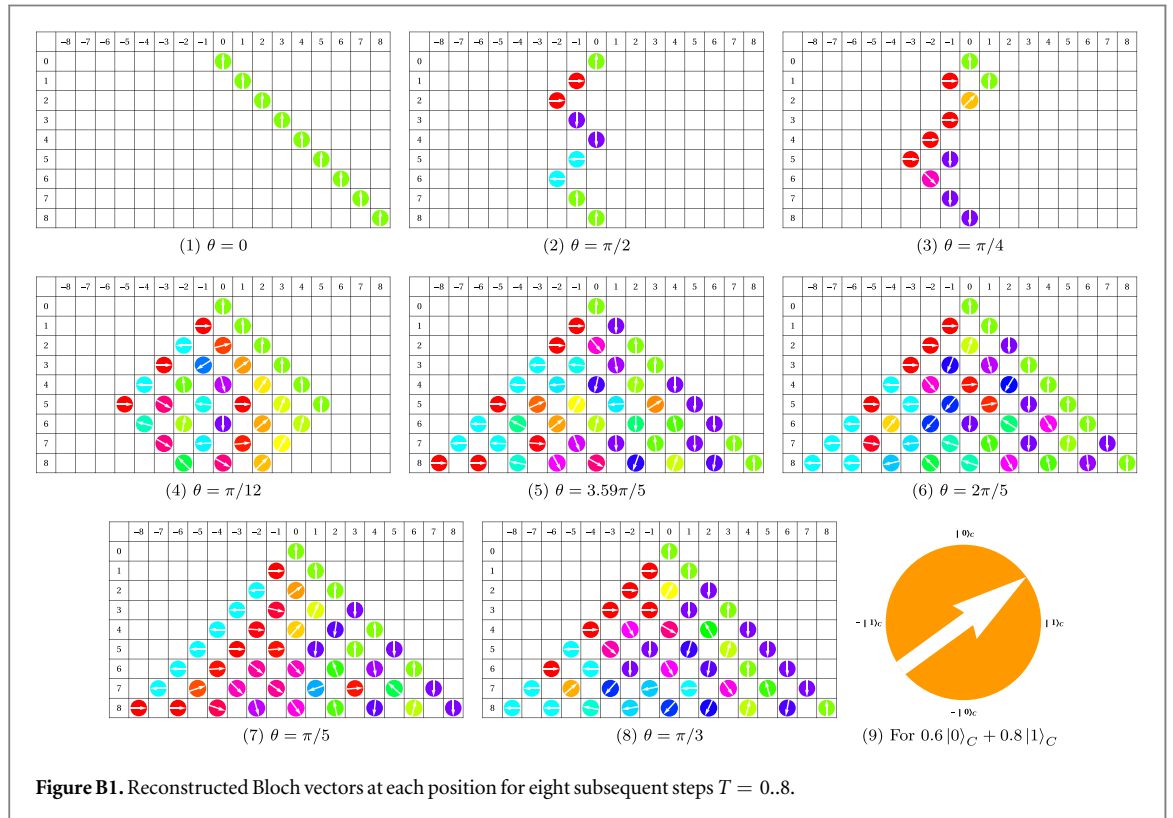
$$F(P, Q) = \left( \sum_i \sqrt{P_i Q_i} \right)^2, \quad (14)$$

where  $P_i$  and  $Q_i$  are the probability density of the position  $i$  for SDC and decoherent walks, respectively. The  $F(P, Q)$  is bounded by  $0 \leq F(P, Q) \leq 1$  where  $F(P, Q) = 1$  corresponds to have identical distributions. Our calculations shows that fidelity for these cases is more than 0.97 (please see figure A2), hence two walks being fitted together. Since  $q < 1$ , the walk with decoherence is semi-classical/quantum like. Therefore, our earlier classification for SDC walk with rotation angle of  $\theta = 2\pi/5$  is justified. Although this is done for 10th step, the same process could be done for other steps as well confirming the validity of our argument. It should be noted that if one considers  $s \neq 0$ , the fitting would even improve further. For further comparison between SDC walk with rotation angle of  $\theta = 2\pi/5$  and decoherent one, please compare figure B2(6) with figure 2 in [73].

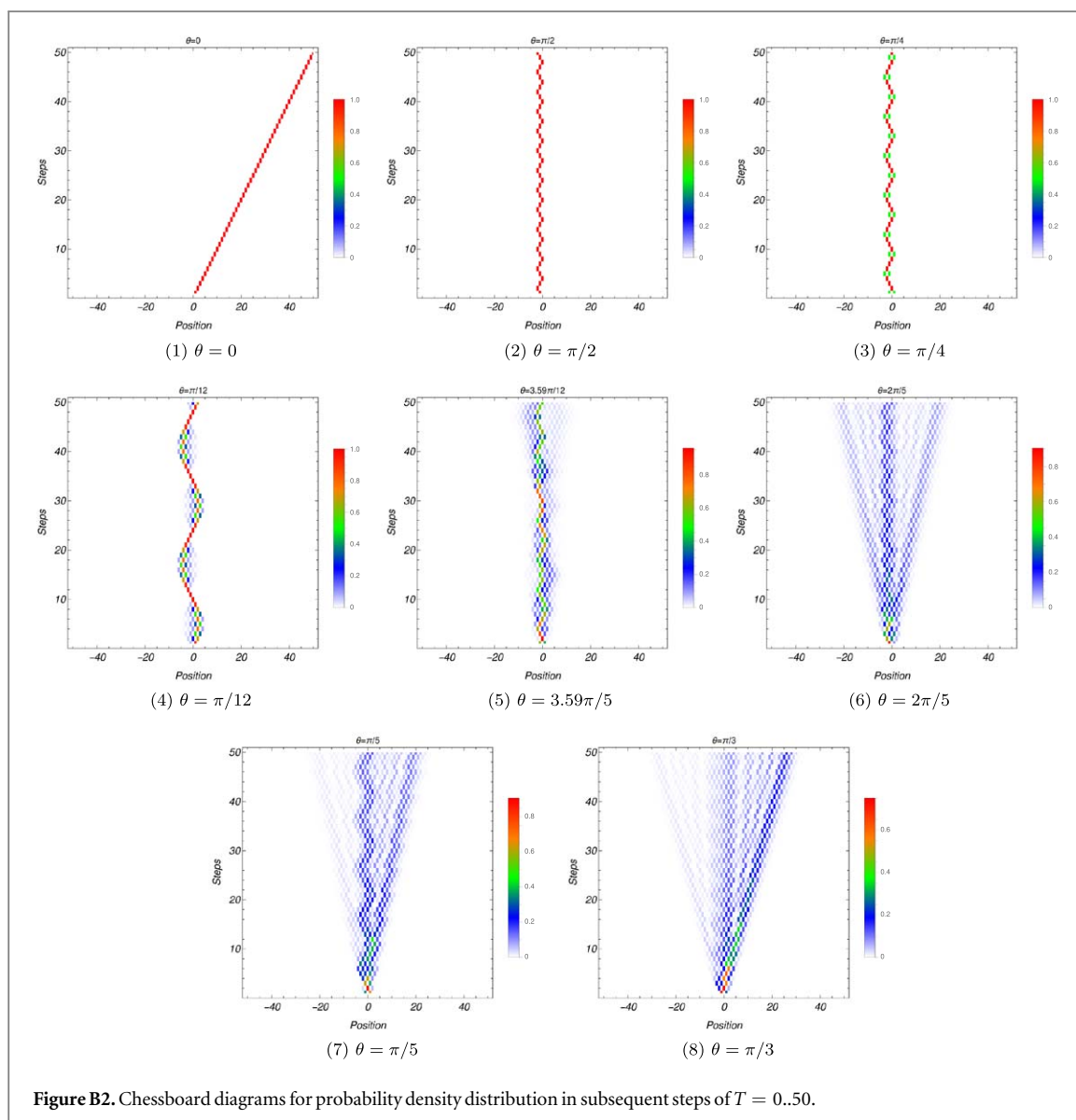
## Appendix B

In this section, we expand the discussion of walker's behavior with SDC for different rotation angles. We will construct the Bloch vectors at each position for subsequent steps. The results are presented in figure B1.

For subclasses of localized walk, we have the following modifications in internal degrees of freedom of the walker: in free localized walk ( $\theta = 0$ ), the distribution over internal degree of the walker remains unchanged at each step (see figure B1(1)). In bounded localized walk ( $\theta = \pi/2$ ), in every two steps, the Bloch vectors remain the same and then rotated clockwise with the rotation angle of  $\pi/2$  (see figure B1(2)). For  $\theta = \pi/4$ , we have two specific behaviors: (I) distribution equally over two positions; in which the Bloch vector at one position is perpendicular to the other one. (II) Complete localization; where distribution in coin space could be in superposition (steps 3 and 6 in figure B1(3)).



For other cases where we have distribution in wave function of the walker, we can highlight two important points: first of all, the Bloch vectors at the leftmost and rightmost hand side positions are always perpendicular to each other (see figures B1(5)–B1(8)). In these positions, the Bloch vectors could be rotated with rotation angle of  $\pi$  or remains the same. The steps where rotation is taking place is different for the leftmost and rightmost hand side positions (depending highly on the coin under consideration). The only exception is for walk with  $\theta = \pi/12$ . In this case, the wave function of the walker periodically first becomes distributed and then completely localized. When the wave function of the walker becomes distributed, Bloch vectors at the leftmost and rightmost hand side positions are perpendicular to each other. But when the wave function of the walker starts to localize again, this perpendicular property is vanished and at the leftmost and rightmost hand side positions, the Bloch vectors would be in different superpositions (see figure B1(4)). We have also plotted the chessboard diagrams for probability density distribution in position space for 50 steps of SDC walk with different coins in figure B2.



## ORCID iDs

S Panahiyan  <https://orcid.org/0000-0003-0021-6293>

S Fritzsche  <https://orcid.org/0000-0003-3101-2824>

## References

- [1] Motwani R and Raghavan P 1995 *Randomized Algorithms* (Cambridge: Cambridge University Press)
- [2] Berg H C 1993 *Random walks in Biology* (Princeton, NJ: Princeton University Press)
- [3] Grady L 2006 *IEEE Trans. Pattern Anal. Mach. Intell.* **28** 1768
- [4] Helmstetter A and Sornette D 2002 *Phys. Rev. E* **66** 061104
- [5] Aharonov Y, Davidovich L and Zagury N 1993 *Phys. Rev. A* **48** 1687
- [6] Ambainis A 2004 *SIGACT News* **35** 22
- [7] Kendon V 2006 *Phil. Trans. R. Soc. A* **364** 3407
- [8] Ambainis A, Kempe J and Rivosh A 2005 *Proc. 16th ACM-SIAM SODA* 1099
- [9] Mohseni M, Rebentrost P, Lloyd S and Aspuru-Guzik A 2008 *J. Chem. Phys.* **129** 174106
- [10] Childs A M 2009 *Phys. Rev. Lett.* **102** 180501
- [11] Lovett N B, Cooper S, Everitt M, Trevers M and Kendon V 2010 *Phys. Rev. A* **81** 042330
- [12] Karski M *et al* 2009 *Science* **325** 174
- [13] Schreiber A, Cassemiro K N, Potocek V, Gabris A, Mosley P J, Andersson E, Jex I and Silberhorn C 2010 *Phys. Rev. Lett.* **104** 050502
- [14] Broome M A, Fedrizzi A, Lanyon B P, Kassal I, Aspuru-Guzik A and White A G 2010 *Phys. Rev. Lett.* **104** 153602
- [15] Schmitz H, Matjesch R, Schneider C, Glueckert J, Enderlein M, Huber T and Schaetz T 2009 *Phys. Rev. Lett.* **103** 090504
- [16] Zahring F, Kirchmair G, Gerritsma R, Solano E, Blatt R and Roos C F 2010 *Phys. Rev. Lett.* **104** 100503

- [17] Kitagawa T, Rudner M S, Berg E and Demler E 2010 *Phys. Rev. A* **82** 033429
- [18] Obuse H and Kawakami N 2011 *Phys. Rev. B* **84** 195139
- [19] Rakovszky T and Asboth J K 2015 *Phys. Rev. A* **92** 052311
- [20] Brun T A, Carteret H A and Ambainis A 2003 *Phys. Rev. A* **67** 052317
- [21] Brun T A, Carteret H A and Ambainis A 2003 *Phys. Rev. A* **67** 032304
- [22] Ribeiro P, Milman P and Mosseri R 2004 *Phys. Rev. Lett.* **93** 190503
- [23] Mackay T D, Bartlett S D, Stephenson L T and Sanders B C 2002 *J. Phys. A: Math. Gen.* **35** 2745
- [24] Pathak P K and Agarwal G S 2007 *Phys. Rev. A* **75** 032351
- [25] Suzuki A 2016 *Quantum Inf. Process.* **15** 103
- [26] Flitney A P, Abbott D and Johnson N F 2004 *J. Phys. A: Math. Gen.* **37** 7581
- [27] Banuls M C, Navarrete C, Perez A, Roldan E and Soriano J C 2006 *Phys. Rev. A* **73** 062304
- [28] Xue P *et al* 2015 *Phys. Rev. Lett.* **114** 140502
- [29] Montero M 2016 *Phys. Rev. A* **93** 062316
- [30] Alberti A and Wimberger S 2016 *Phys. Rev. A* **93** 023638
- [31] Alberti A and Wimberger S 2017 *Phys. Rev. A* **96** 023620
- [32] Kendon V 2006 *Math. Struct. Comput. Sci.* **17** 1169
- [33] Venegas-Andraca S E 2012 *Quantum Inf. Process.* **11** 1015
- [34] Georgescu I M, Ashhab S and Nori F 2014 *Rev. Mod. Phys.* **86** 154
- [35] Nielsen M A and Chuang I L 2010 *Quantum Computation and Quantum Information* (Cambridge: Cambridge University Press)
- [36] Shannon C E 1948 *Bell Syst. Tech. J.* **27** 623
- [37] Kempe J 2003 *Contemp. Phys.* **44** 307
- [38] Anderson P 1958 *Phys. Rev.* **109** 1492
- [39] Lahini Y *et al* 2008 *Phys. Rev. Lett.* **100** 013906
- [40] Roati G *et al* 2008 *Nature* **453** 895
- [41] Storz M, Gross P, Aegerter C M and Maret G 2006 *Phys. Rev. Lett.* **96** 063904
- [42] Conti C and Fratallocchi A 2008 *Nat. Phys.* **4** 794
- [43] Joye A and Merkli M 2010 *J. Stat. Phys.* **140** 1025
- [44] De Nicola F, Sansoni L, Crespi A, Ramponi R, Osellame R, Giovannetti V, Fazio R, Mataloni P and Sciarrino F 2014 *Phys. Rev. A* **89** 032322
- [45] Schreiber A, Cassemiro K N, Potocek V, Gabris A, Jex I and Silberhorn C 2011 *Phys. Rev. Lett.* **106** 180403
- [46] Crespi A *et al* 2013 *Nat. Photon.* **7** 322
- [47] Ying T *et al* 2016 *Sci. Adv.* **2** e1501283
- [48] Brun T A, Carteret H A and Ambainis A 2003 *Phys. Rev. Lett.* **91** 130602
- [49] Annabestani M, Akhtarshenas S J and Abolhasani M R 2010 *Phys. Rev. A* **81** 032321
- [50] Kosik J, Buzek V and Hillery M 2006 *Phys. Rev. A* **74** 022310
- [51] Romanelli A 2007 *Phys. Rev. A* **76** 054306
- [52] Perets H B, Lahini Y, Pozzi F, Sorel M, Morandotti R and Silberberg Y 2008 *Phys. Rev. Lett.* **100** 170506
- [53] Santha M 2008 *Proc. 5th Theory and Applications of Models of Computation (TAMC08), Xian, LNCS* **4978** 31–46
- [54] Aspuru-Guzik A, Dutoi A D, Love P J and Head-Gordon M 2005 *Science* **309** 1704
- [55] Ambainis A 2003 *Int. J. Quantum Inf.* **1** 507
- [56] Magniez F, Nayak A, Richter P and Santha M 2012 *Algorithmica* **63** 91
- [57] Montero M 2017 *Phys. Rev. A* **95** 062326
- [58] Goyal S K, Konrad T and Diósi L 2015 *Phys. Rev. A* **379** 100
- [59] Di Franco C and Paternostro M 2015 *Phys. Rev. A* **91** 012328
- [60] Majury H *et al* 2018 *EPJ Quantum Technol.* **5** 1
- [61] Innocenti L *et al* 2017 *Phys. Rev. A* **96** 062326
- [62] Nitsche T *et al* 2016 *New J. Phys.* **18** 063017
- [63] Leff H S and Rex A F (ed) 2003 *Maxwell's Demons 2: Entropy, Classical and Quantum Information, Computing* (Bristol: Institute of Physics Publishing)
- [64] Gonzalez-Ferez R and Dehesa J S 2003 *Phys. Rev. Lett.* **91** 113001
- [65] Menendez-Velazquez A and Garcia-Granda S 2006 *Acta Cryst. A* **62** 129
- [66] Haldar S K, Chakrabarti B, Das T K and Biswas A 2013 *Phys. Rev. A* **88** 033602
- [67] Anand K, Bianconi G and Severini S 2011 *Phys. Rev. E* **83** 036109
- [68] Bracken A J, Ellinas D and Tsochantjis I 2004 *J. Phys. A: Math. Gen.* **37** L91
- [69] Chandrashekar C M, Srikanth R and Laflamme R 2008 *Phys. Rev. A* **77** 032326
- [70] Ide Y, Konno N and Machida T 2011 *Quantum Inf. Comput.* **11** 855
- [71] Coles P J, Berta M, Tomamichel M and Wehner S 2017 *Rev. Mod. Phys.* **89** 015002
- [72] Cardano F *et al* 2016 *Nat. Commun.* **7** 11439
- [73] Alberti A *et al* 2014 *New J. Phys.* **16** 123052