

Adekitan, Aderibigbe Israel

Improving the computational accuracy of the dynamic electro-geometrical model using numerical solutions

Original published in: Scientific reports. - [London] : Macmillan Publishers Limited, part of Springer Nature. - 12 (2022), art. 5742, 13 pp.
Original published: 2022-04-20
ISSN: 2045-2322
DOI: [10.1038/s41598-022-09674-z](https://doi.org/10.1038/s41598-022-09674-z)
[Visited: 2022-07-04]



This work is licensed under a [Creative Commons Attribution 4.0 International license](https://creativecommons.org/licenses/by/4.0/). To view a copy of this license, visit <https://creativecommons.org/licenses/by/4.0/>



OPEN

Improving the computational accuracy of the dynamic electro-geometrical model using numerical solutions

Aderibigbe Israel Adekitan

The dynamic electro-geometrical model has been applied in various studies to investigate the probability of a lightning strike to parts of a structure. The numerical computation of the dynamic electro-geometrical model (DEGM) follows an iterative step by determining lightning strike points from above to a point on a structure of interest. This computation is often time-consuming and requires extensive computational resources. This study delves into the inner workings of DEGM striking distance computation. It highlights sources of computational numerical errors, such as the effect of the discretisation size. It proposes ways to eliminate such by using a conversion factor while also significantly reducing computation time from more than 14 h to approximately 6 min for a cuboid structure by eliminating ground surface points. The performance of the proposed improved DEGM (IDEGM) was investigated using a floating roof tank and a cuboid structure with a central air termination, and an interception efficiency of 61% was achieved. An alternative case using catenary wires with a total lightning interception efficiency of 99.1% was also implemented. The percentage strike probability for the cases considered shows a close approximation to published results, and this confirms the accuracy of the implemented model. The IDEGM has the benefit of generating results with a significantly reduced computation time of just a few minutes as compared to several hours in previous models.

Lightning occurs as a result of charges in the atmosphere, which produce electric fields that sustains the development of lightning leaders¹. The flow path of lightning charges is random in nature as it searches for the optimal path in space². This random nature makes designing a lightning protection system (LPS) challenging. LPS are installed on buildings and structures to prevent or significantly reduce the damage when lightning strikes such structures^{3,4}. A building is not automatically protected by installing air terminations, except if such air terminations are adequately designed⁵ and positioned at high-risk points to ensure the interception of downward leaders by the streamers emitted by such rods before the lightning terminates on the protected structure. When there is only a small difference in height between the protected structure and the air termination, the position of the air termination becomes very critical⁶. Air terminations can be in the form of rods, tapes or catenary wires. Blunt tipped rods have been found to perform better than sharp ones as regards lightning interception³. Lightning current flows for a short duration of a few hundred microseconds, but the high energy transient current can cause damage if it flows through unintended objects. Intercepting a lightning strike by air terminations before it strikes the protected structure is just the first step in a three-step process. The lightning current must also flow safely through dedicated and well-designed down conductors on the structure. Ultimately, the current must flow safely to the earth through a low resistance grounding. Otherwise, lightning bypass to nearby objects, animals and humans may occur. Likewise, sensitive devices and electronics may be damaged if surge protective devices are not installed on power lines⁷ and signal lines entering the structure. The level of protection offered by a LPS is classified into four by the International Electrotechnical Commission (IEC) 62,305^{8,9}.

The likelihood of a direct lightning strike to different parts of a structure is greatly influenced not only by the geographical location of the structure but also by the shape and the dimension of the structure itself, and tall structures have a higher risk of a direct lightning strike^{6,10}. Lightning is a natural occurrence, and the scientific community has made efforts to understand its nature, even to the extent of predicting its occurrence and geolocation by lightning location systems (LLS) using sensors that monitor the electromagnetic fields associated

Group for Lightning and Surge Protection, Technische Universität Ilmenau, Ilmenau, Germany. email: aderibigbe-israel.adekitan@tu-ilmenau.de

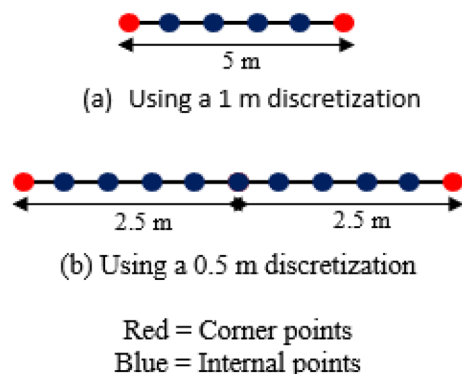


Figure 1. The effect of discretisation size on surface length.

with lightning^{11,12}. Knowing lightning behaviour and the attachment process to a structure is important for developing models and guidelines for implementing adequate and efficient LPS for structures. If the position of air terminations on a structure is vital for its efficacy, then the question arises, how should such high-risk points be identified? The rolling sphere method, which uses an imaginary sphere rolled on the structure of interest, has been used over time to determine the placement of air terminations^{13,14}. While the rolling sphere indicates likely strike points on a structure, it does not clarify differences in the level of exposure and therefore assumes that all points identified have the same level of risk or probability of a direct strike, which is not true. Also, the interception distances computed by the rolling sphere method have been described to be overestimated for grounded structures¹⁵.

The likelihood of a direct strike to various parts of a structure can be quantified in terms of probabilities, and this was applied to evolve the dynamic electro-geometrical model^{16–18}. The numerical DEGM can be used to evaluate the likelihood of a direct strike to the meshed surface of a structure. The DEGM involves discretising the structure and surrounding space from which lightning can strike the structure into meshed points. The numerical implementation of DEGM is computer-intensive due to the number of iterations required. Modifications to the definition of the space point around a structure can be implemented. The modifications will help to reduce the computation time to several hours rather than days, as observed for some structures, even on a computer with good specifications¹⁹. The advantages of the DEGM are obvious in terms of its ability to quantify the likelihood of a direct strike to the various parts of a structure. The numerical DEGM has challenges in terms of computation time and associated numerical errors. Based on extensive works in this area, this study presents the various sources of numerical errors that have been identified, which impacts the accuracy of the DEGM results. In this work, novel concepts are proposed for eliminating identified sources of numerical errors towards improving numerical accuracy by applying a probability density function (PDF) to cumulative distribution function (CDF) conversion factor. The sources of numerical errors are first identified and discussed, and methods for improving the model accuracy and computation time are then proposed. The concepts developed were applied to a free-standing rod, a cuboid, a cuboid protected with air terminations, and a floating roof tank. Also, a method that removes the ground meshed points from the iterations is proposed to reduce the computation time from more than 14 h achieved by Adekitan and Rock¹⁹ to less than 6 min for cuboid structures and from 27.38 h to less than 30 min for a floating roof tank (FRT). The results show improved accuracy when compared with published results from alternative approaches. For the cuboid structure with a central air termination, the interception efficiency is 61% as compared to 99.91% using four catenary wires. This finding highlights the importance of accurate air termination design and positioning to ensure effectiveness.

Numerical errors and slow computation factors in the dynamic electro-geometrical model

Two major factors which introduce numerical errors into DEGM simulation are discussed in this section, together with space point definition, a major factor that determines computation time.

Discretisation size of surface and space points. Implementing the DEGM requires the discretisation of surfaces on the structure and surrounding space. The size of the discretisation impacts the accuracy of the DEGM model. The discretisation size affects the effective length of the surface as compared with the actual length. For example, for a surface length of 5 m on the side of a cuboid, as illustrated in Fig. 1a, a 1 m discretisation will produce 2 endpoints which can be referred to as corner points and 4 inner points. The computation for endpoints is different from that for the inner points. In an analytical computation, the probability modulated collection volume (PMCV) for a length L is equal to L multiplied by the PMCV for a meter, i.e., in this case, it is $5 \times \text{PMCV}$ per unit. In the numerical model, because there are only 4 inner points, the resulting value is $4 \times \text{PMCV}$ per unit. This implies that the value for 1 m is lost. If a discretisation size of 0.5 m is applied to the same 5 m surface length, the resulting analysis is shown in Fig. 1b, in which there are 2 endpoints and 9 inner points. The 9 inner points represent 4.5 m which means the value for 0.5 m is lost. The smaller the discretisation size, the better the accuracy, but the longer the computation time. There needs to be a trade-off between accu-

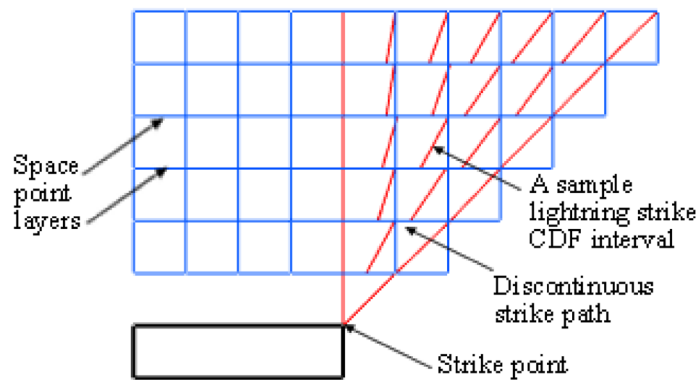


Figure 2. The discontinuous effect due to the vertical discretisation of space layers.

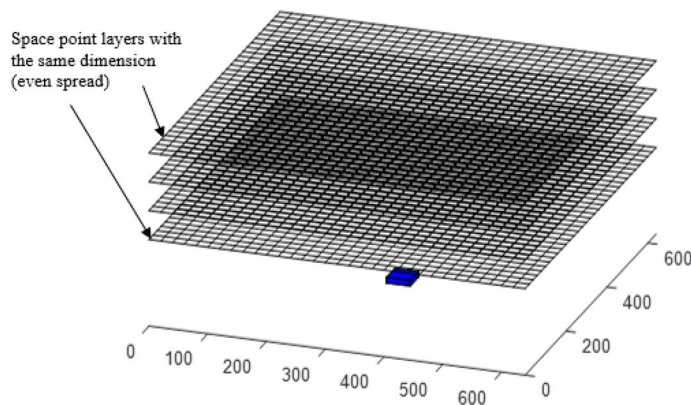


Figure 3. Space point layers evenly spread over the structure¹⁹.

racy and computation time when selecting a discretisation size. A maximum discretisation size of $1\text{ m} \times 1\text{ m}$ is recommended for square meshes.

Discontinuity in the striking distance path due to vertical space layers. The space point layers are modelled at vertical intervals, e.g., at 10 m intervals above the top of the structure under analysis, as illustrated in Fig. 2. The shorter the interval, the more the computation time. For space points above the structure, the cumulative distribution function is computed upwards from the top of the structure to 300 m above it. At 300 m, the CDF is already 0.99 out of the total of 1. The CDF between any two points, one on the upper layer with distance r_2 from a particular surface point on the structure and the other on the lower layer with distance r_1 , is computed with Eq. (1), where PDF is the striking distance (r) probability density function and Eq. (1) is written as

$$CDF_{\text{interval}} = \int_{r_1}^{r_2} PDF(r) dr. \quad (1)$$

The vertical layers of space point also create a form of discontinuity for the modelled striking distance path. The striking distance, by definition, is a straight line from the point of orientation in space to the strike point on a structure. For space points directly above the roof, the strike paths are vertically above each other such that it forms a straight line. For some other space points, a plot of the lines will show a discontinuity from one space point layer to another as it does not form a straight continuous slant line, and this is due to the vertical discretisation of space point layers, e.g., 10 m intervals and the horizontal discretisation, e.g., $1\text{ m} \times 1\text{ m}$, as illustrated in Fig. 2. This discontinuity along the striking distance will impact the accuracy of the cumulated CDF across each strike path.

Excessive space points in the model beyond the collection volume. The numerical approach to DEGM is particularly slow because of the number of space point iterations required to compute the solution. The use of evenly spread space points layers above the structure with the same maximum horizontal distance from each side of the cuboid, as shown in Fig. 3, includes a significant number of space points that are not within the collection volume of the structure and, as such, including them in the simulation only increases computation time as they do not affect the result. The evenly spanned space points can be modified to form linearly increasing

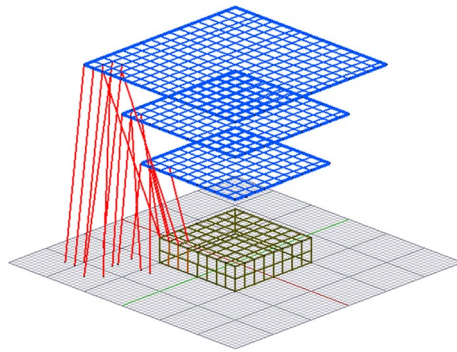


Figure 4. Superfluous space points with strikes to the ground together with needed space points with strikes to the structure at the corner area of the space point layers.

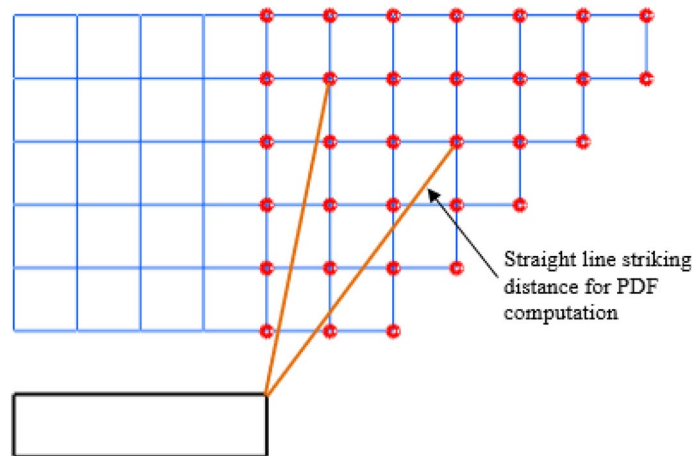


Figure 5. PDF-based pointwise computation of strike PMCV.

space points. This approach can also be further compacted by using rectangular space points confined around the collection volume. This will significantly reduce the number of iterations to about 6% without impacting the accuracy of the cases evaluated¹⁹.

As illustrated in Fig. 4, the confined space layers still have some strikes that are closer to the ground than to the structure. These strikes are from space points at the corner edges of the rectangular space layers. Therefore, there is an opportunity here to refine further the definition of the space layers models to eliminate the superfluous space points, and by so doing, all the remaining space points will be completely within the collection volume of the structure. This implies that there is no need to identify and separate strikes to the ground from strikes to the structure. The discretised ground surfaces and associated iterations can be eliminated from the implementation of DEGM to offer a significant computation time advantage.

Methodology

Modifications to the numerical DEGM implementations are hereby proposed in this section to improve the numerical solution's computational accuracy. The proposed improved dynamic electro-geometrical model (IDEGM) uses concepts from the traditional implementation with modifications to improve performance. The accuracy of the computation of the probability modulated collection volume (PMCV) ultimately determines the accuracy of the DEGM. The use of CDF is a space point interval striking-distance based approach, and it is susceptible to path discontinuity. To improve on this concept, an approximation to the CDF by applying the PDF without integration across any space interval is proposed. Instead of an interval-based definition, a pointwise analysis is presented, as illustrated in Fig. 5. The PDF based on the striking distance between a space point and the surface point on the structure or the ground will be determined instead of the CDF. A conversion factor must be applied to convert this value to CDF. The computation of CDF on a straight line from 0 to 300 m is 0.9902. If a space level vertical interval of 10 m is applied, the PDF as defined in Eq. (2) is computed from 0 m at an interval of 10 m up to 300 m, and the summation is 0.0966. Based on this, a PDF to CDF conversion factor hereby referred to as K_{P2C} is proposed, and $K_{P2C} = 10.25$. Note that this factor is defined here for a vertical space point level interval of 10 m above the structure. If other spacing is applied, the factor must be recalculated. For most structures, except for very tall ones, space point to the side of the structure can be defined with a vertical interval of 1 m, and as such, the K_{P2C} will not be required for such points. For space points above the roof of the

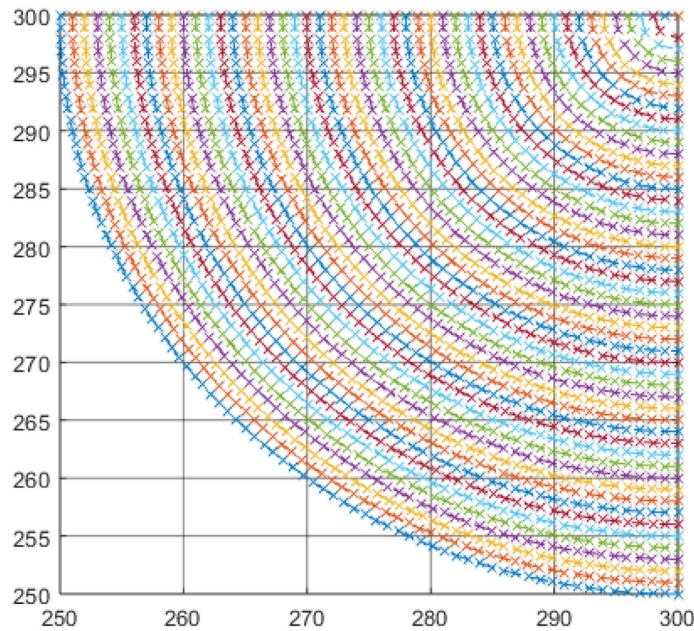


Figure 6. Quarter circle corners of a space point layer.

structure up to 300 m, using a space level interval of 10 m, K_{p2C} must be applied to convert the PDF to CDF for each space point.

The probability density function as a function of striking distance (r) is defined in Eq. (2) according to the definitions by IEC 62,305–1, Annex A⁸, where

$$PDF(r) = \frac{10^{-\frac{1}{0.65}}}{0.65} r^{\frac{0.35}{0.65}} \frac{1}{\sigma \left(\frac{r}{10}\right)^{\frac{1}{0.65}} \sqrt{2\pi}} e^{-\frac{\left\{ \ln \left(\frac{r}{10} \right)^{\frac{1}{0.65}}}{\mu} \right\}^2}{2\sigma^2}}. \quad (2)$$

Equation (2) must be computed using the median (μ) and the standard deviation (σ) of the lightning current for both the positive and the negative lightning current^{16,19}. The results from the use of the normal CDF and the approximated CDF using K_{p2C} will be compared for a cuboid structure, a cuboid structure with air termination and also for a free-standing and tall single rod air termination. Also, modifications to the rectangular space point layers will be applied to correct the superfluous space points by converting them to a quarter circle which perfectly fits into the collection volume of a cuboid structure, as illustrated in Fig. 6. This concept can be used to confine space point layers perfectly within the collection volume of the structure. The case of lightning strikes to a floating roof tank (FRT)²⁰ is also considered in this study. These proposed modifications to the numerical DEGM will be implemented in MATLAB.

Results

The results from the application of the improved model are presented in this section for the structural cases considered. The results obtained will be compared with published results where applicable.

The results obtained using K_{p2C} . The probability of a direct lightning strike to the meshed points of a 10 m high, 40 m × 40 m cuboid structure was evaluated using the CDF computation and approximated CDF using K_{p2C} . The probability of a direct strike to each of the corners of the cuboid using an implementation of direct CDF and a 2 m × 2 m discretisation by Kern, et al.²¹ is 11.52%, while it is 11.197%, according to Adekitan and Rock¹⁹ using a discretisation of 1 m × 1 m. By applying K_{p2C} towards eliminating numerical errors with a discretisation of 1 m × 1 m, the probability of a direct strike to the corners is 10.918%, as shown in Fig. 7, which is very close to the analytical result of 10.77% obtained by Hannig, et al.²².

A second scenario in which the cuboid structure has a 10 m tall air termination installed at its centre was also considered. The probability of a direct strike to each of the corners of the cuboid, according to Kern, et al.²¹, is 6.15% and 64.95% for the tip of the air termination. In comparison, it is 6.334% for the corners and 63.154% for the air termination, according to Adekitan and Rock¹⁹ using a discretisation of 1 m × 1 m. By applying K_{p2C} with a discretisation of 1 m × 1 m, the probability of a direct strike to the corners is 6.453% and 61.215% for the air termination, as shown in Fig. 8, which is very close to the result of 61.49% for the air termination obtained by Hannig, et al.²³ using an enhanced dynamic electro-geometrical model (eDEGM).

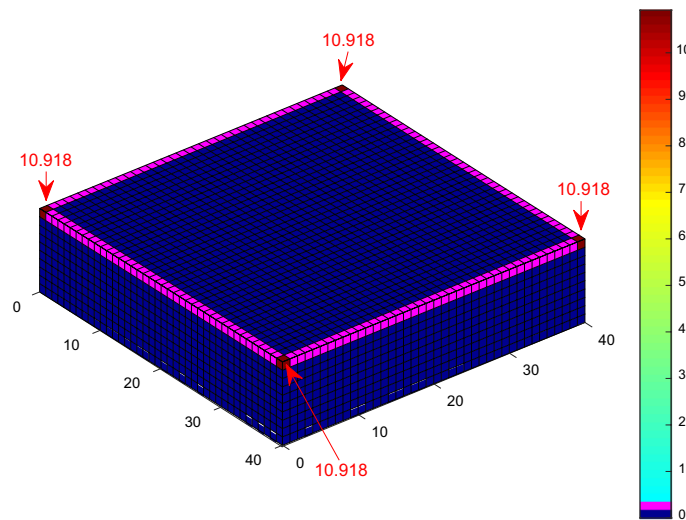


Figure 7. Lightning strike probability to a cuboid using K_{P2C} .

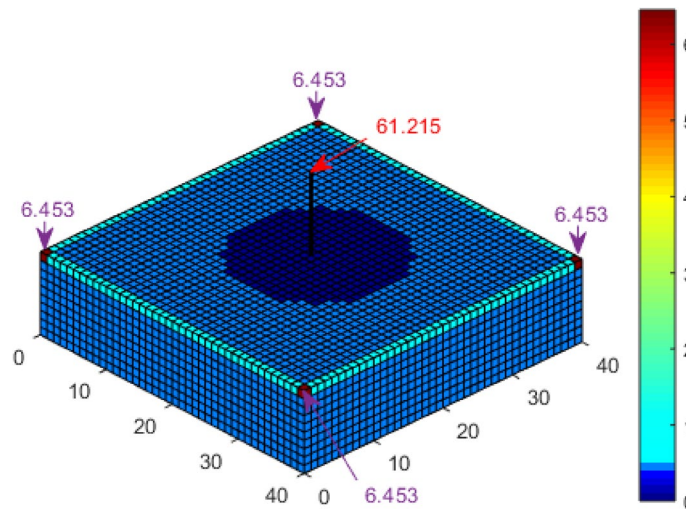


Figure 8. Lightning strike probability to a cuboid with central air termination using K_{P2C} .

A third scenario in which the cuboid structure has 4 m high catenary wires installed around the edges as air termination was also considered. The probability of a direct strike to each of the corners of the wires is 12.379% and 12.6095% for the inner section of the wires using the direct CDF computation. The probability of a direct strike to each of the corners of the wires with reduced numerical errors is 12.045% and 12.935% for the inner section of the wires using K_{P2C} , as shown in Fig. 9.

A free-standing rod, as illustrated in Fig. 10, can be installed as an air termination to protect structures underneath its zone of protection. This study evaluates the probability of a lightning strike to four different heights of an air termination rod. Heights of 10 m, 30 m, 50 m, and 70 m were considered in the numerical analysis. The normal computation of the CDF was applied, and the improved model using K_{P2C} . The results obtained are compared with published data using analytical techniques. In the model applied by Hannig, et al.²² for the computation of the strike, a lightning interception area of 1 km² on flat ground was analysed around the structure. A 1 m² area on flat ground has a cumulative probability of strike of 1, and as such, for 1 km², the cumulative probability of a strike is 10⁶. This is true if all the surface of the ground is exposed to a direct strike, but in this case, the lightning rod offers a protective cover over a portion of the ground, and as such, the ground area within this protective cover has a reduced likelihood of a strike and none for some areas. This fact was not considered in the previous work. In this model, only the ground area outside the stretch of the interception boundary has a cumulative probability of strike of 1 per m². For the ground area within the stretch of the interception boundary, the cumulative probability of each meshed point was computed. The summary of the result for a 1 km² ground area using the assumed value of 10⁶ (G_1) and the actual computed total cumulative probability of the ground (G_2)

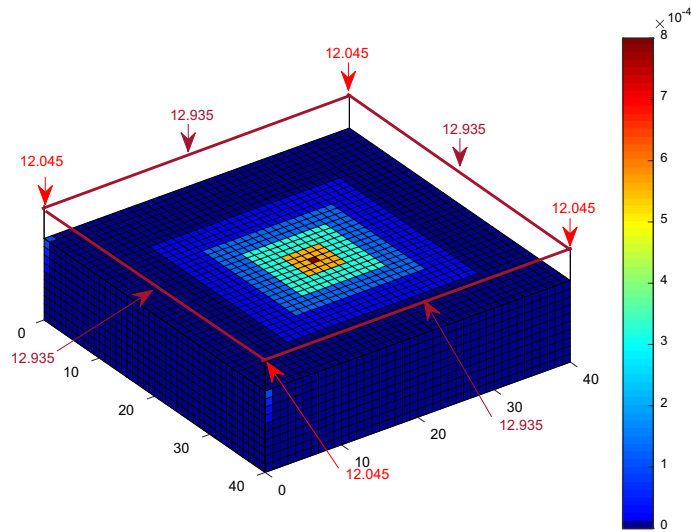


Figure 9. Lightning strike probability to a cuboid with catenary wires using K_{P2C} .

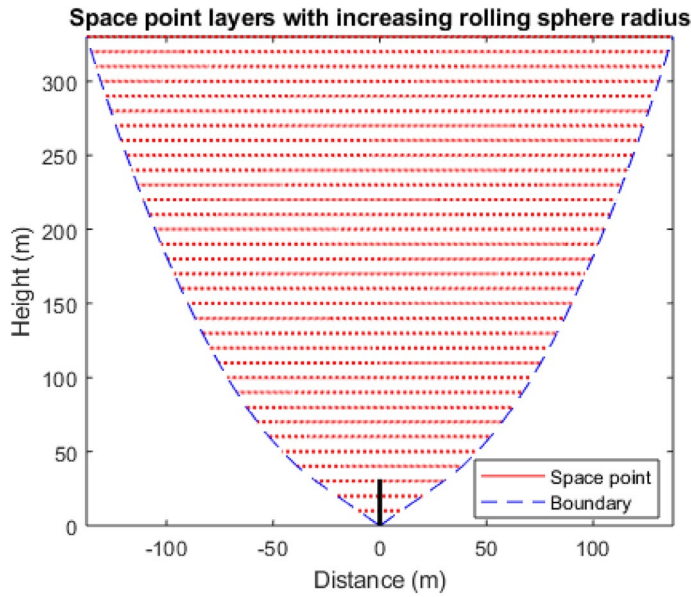


Figure 10. Space point layers and interception boundary around a 30 m high lightning rod.

	10 m	30 m	50 m	70 m
Published ²²	0.0067	0.0200	0.0330	0.0467
CDF (K_{P2C}) G_1	0.0066	0.0198	0.0331	0.0462
CDF (K_{P2C}) G_2	0.0066	0.0202	0.0341	0.0483
CDF G_1	0.0071	0.0238	0.0452	0.0729
CDF G_2	0.0071	0.0242	0.0466	0.0762

Table 1. Comparison of the ratio of the lightning rod and ground PMCV.

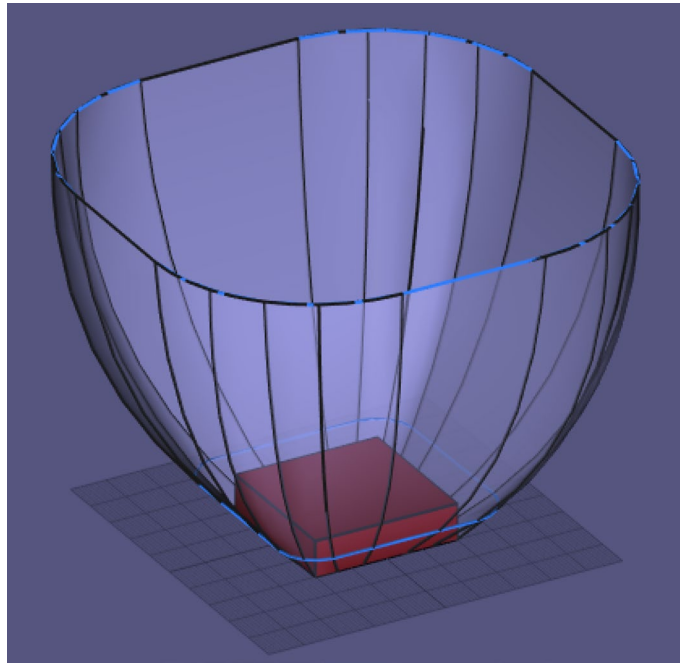


Figure 11. Collection volume around a cuboid with quarter-circle space point corners.

are presented in Table 1, together with the published results. Table 1 presents the ratio of the total probability modulated collection volume (PMCV) of the rod to that of the ground.

The results in Table 1 show a close approximation between the published data and the simulation result for the approximated CDF using K_{p2C} . These results further confirm the improvement in the accuracy of the numerical DEGM by the use of the factor K_{p2C} in eliminating the effects of the numerical errors. A comparison between the results for G_1 and G_2 shows that the values are higher for G_2 because of the reduced strike to the ground within the protective zone of the lightning rod.

Elimination of ground surface points from DEGM computation. The use of rectangular space point layers bounded by the collection volume significantly reduces superfluous space points that are not needed in the computation of strikes within the collection volume. While this is effective, there is still a further opportunity to improve on the space point definition at corner points. As illustrated in Fig. 6, instead of a square-shaped space point area at the corners of each space layer for cuboid structure, it can be improved and converted to quarter circles that fit perfectly within the collection volume. The number of space points within the quarter circle corners should be approximately $\frac{\pi}{4}$ times the number of space points in the original square-shaped corners for any discretisation size. By implementing the quarter circle corners on the space point layers, instead of rectangular space point layers as shown in Fig. 4, the resulting collection volume is presented in Fig. 11, showing quarter-circle corners at the edge of the collection volume.

Modelling the space point layers with quarter-circle corners does not only eliminate the superfluous space points at the corners, but it has also confined all the space points perfectly within the collection volume of the cuboid, and this provides a major opportunity. In DEGM simulation, the point of a strike is determined by geometrical distance. For each space point, it must be determined whether a strike terminates on the structure or the ground, based on the closest in terms of distance, and as such, both the surface of this structure and nearby grounds must be meshed for analysis. Using a space point definition that is completely within the collection volume, i.e., all strikes from the collection volume are going to the structure, then there is no further need to include meshed ground-surface points in the modelling, and this will significantly reduce the computation time of DEGM simulations.

A similar concept can be applied to cylindrical tanks such as floating roof tanks (FRT). In place of rectangular space points, as illustrated in Fig. 12, which requires ground surface meshing, the space point layers can be modelled to fit perfectly within the collection volume of the floating roof tank, as shown in Fig. 13. These will eliminate iterations for the ground surface points and will ultimately improve the computation time of the model.

The previous evaluation for a cuboid structure, a cuboid structure with a central air termination, and a cuboid with four catenary wires at the edges were repeated with space point definition completely within the collection volume of the cuboid and without ground surface points. The PDF to CDF conversion factor K_{p2C} was also applied in the simulation. The result for the cuboid structure is shown in Fig. 14. The probability of a direct strike to each of the corners is 10.787% as compared with 10.918% shown in Fig. 7. The result is approximately equal to the analytical result of 10.77% obtained by Hannig, et al.²²

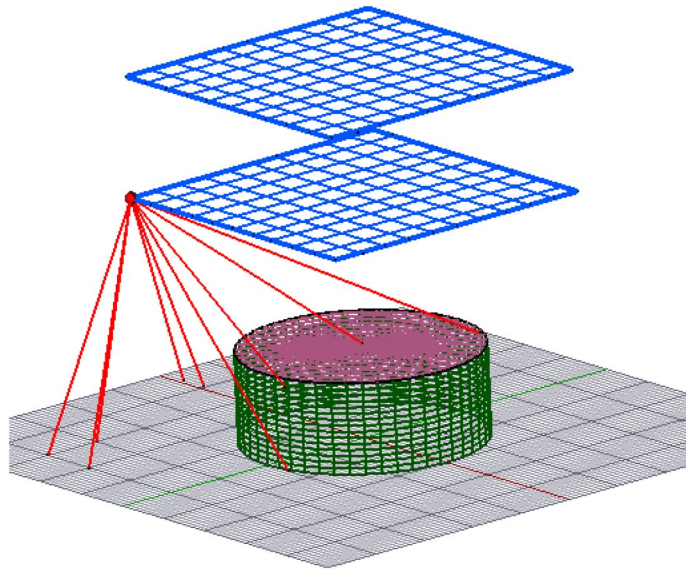


Figure 12. Space point layers above a FRT using rectangular space point layers.




Figure 13. Space point layers confined within the collection volume of a FRT.

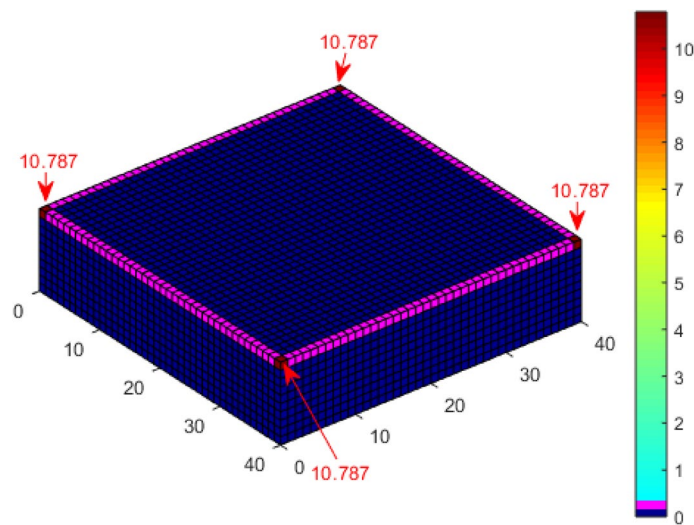


Figure 14. Lightning strike probability to a cuboid using K_{p2C} and confined space points.

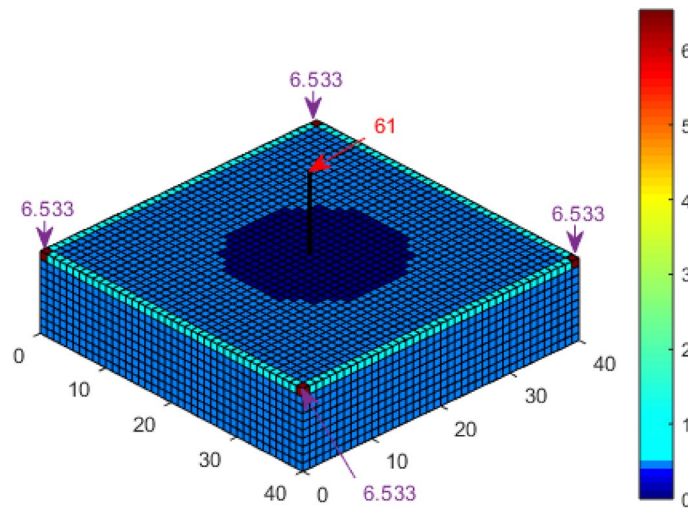


Figure 15. Lightning strike probability to a cuboid with central air termination using K_{P2C} and confined space points.

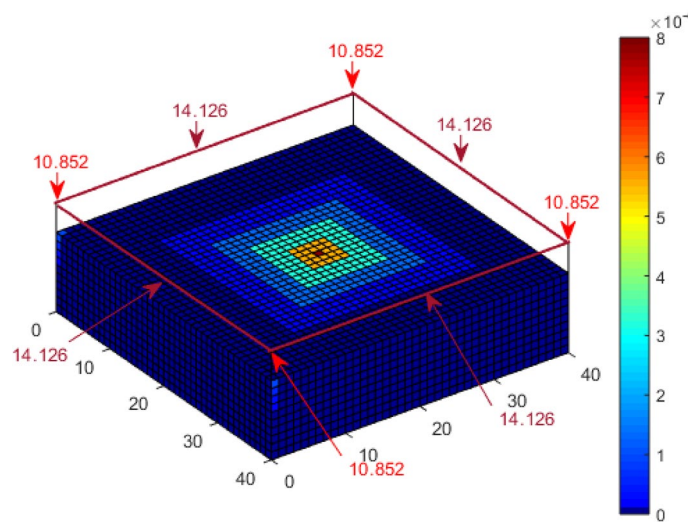


Figure 16. Lightning strike probability to a cuboid with catenary wires using K_{P2C} and confined space points.

For the cuboid with a central air termination, the probability of a direct strike to the corners, as shown in Fig. 15, is 6.533% and 61% for the air termination, as compared with 6.453% and 61.215% for the results shown in Fig. 8. Analysis by Hannig, et al.²³ obtained 61.49% for the air termination. It is important to note that the collection volume of the central air termination alone is completely within the collection volume of the cuboid structure. Figure 16 presents the result for the four catenary air termination wires. In Fig. 9, the overall probability of a direct strike to the four wires is 99.92%, while in Fig. 16, it is 99.91%. These values are approximately equal, but based on the distribution of the percentages, there is a significant difference between the two results. In Fig. 9, for the rectangular space point layers, the probability of a direct strike to each of the four corners of the catenary wires is 12.045% and 12.935% for the remaining section of each wire, whereas it is 10.852% and 14.126% using the confined space point layers. Now the question, why is there a significant difference in the result? This result is not only interesting, but it also highlights a reality that could be easily missed. For the rectangular space point layers, there are superfluous space points that are not within the natural collection volume of the cuboid but are within the collection volume of the air termination because of its height. The lightning rod intercepted the strikes from these extra space points when the rectangular space points layer was applied. For the confined space points which are completely within the collection volume of the cuboid, these extraneous space points no longer exist. As such, there is a redistribution of the strike-interception percentages. This does not necessarily translate to the fact that air terminations attract more lightning to the structure. It only implies that with the higher height of air terminations above a structure, especially when positioned at the edge of a structure, the air terminations can safely intercept lightning leaders beyond the collection volume of the protected structure. It may therefore be important when applying DEGM to state whether the focus of the analysis is within the collection volume

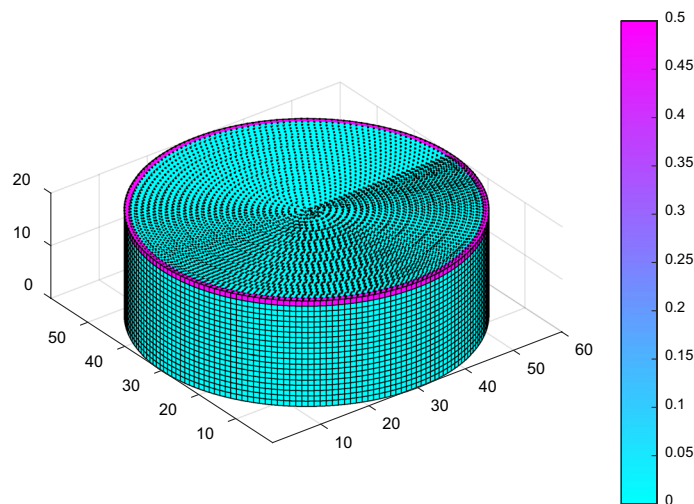


Figure 17. Lightning strike probability to a FRT of 60 m in diameter.

	Linearly increasing space point (h)	Collection volume with ground (h)	Collection volume without ground (min)
Cuboid	86.8	14	5.75
Cuboid and central air terminal	114.7	13.7	5.64
Cuboid and catenary wires	115.62	13.51	5.9
FRT	113.28	27.38	28.8

Table 2. DEGM computation time comparison.

of the structure or not. For analysis within the collection volume of the structure, the percentage probability of strike to air terminations indicates the percentage of the strikes within the volume captured by the air terminations. When analysis goes beyond the collection volume of the structure, then the percentage of a strike to the air terminations includes strikes from outside the collection volume of the structure, which will not necessarily terminate directly on the structure in terms of geometric distances.

A DEGM simulation can be applied to any structure, provided its surface can be effectively modelled as a mesh. DEGM was also implemented for a FRT of 60 m in diameter and 20 m in height with its roof at the apex height. The floating roof tank is susceptible to lightning-induced fires, which may result in prolonged fires and explosions with an extensive impact on the environment^{24,25}. The percentage probability of a lightning strike to the meshed points on the FRT is presented in Fig. 17. Using rectangular space point layers within the collection volume corresponding to Fig. 12, the summed probability of a direct strike to the rim edge of the FRT is 90.305%, 0.044% for the sidewall, and 9.651% for the floating roof. Using the circular spaced-point layer corresponding to Fig. 13, the summed probability of a strike to the rim edge of the FRT is 90.586%, 0.052% for the sidewall, and 9.362% for the floating roof. The accuracy of the results confirms the suitability of circular space point layer definition for a FRT with the advantage of a significant reduction in computation time.

The major advantage of limiting the space points within the collection volume of the structure is to reduce the number of iterations needed to generate the result. Table 2 presents the computation time on MATLAB running on windows 10 for the FRT and cuboid cases considered. The computation times of three space point definitions are presented. These are linearly increasing space point layers with ground surface points according to Adekitan and Rock¹⁹, rectangular space point layers around the collection volume with ground surface points as illustrated in Fig. 4. The third approach uses space point layers completely confined to the collection volume of the structure, as illustrated in Fig. 11 for the cuboid structure. The computation time comparison gives a perspective of the extent of the impact of space point definition on the computation time of strike probabilities using numerical simulations.

Interpretation of the numerical results. The numerical DEGM simulations for a cuboid structure without any LPS show that the corner points with a strike probability of 10.918% using K_{p2C} are the most likely strike points. For the cuboid structure with a central air termination, the interception efficiency is 61% as compared to 99.91% using four catenary wires. This shows the inefficacy of poor air termination design and positioning. Air terminals of the appropriate type and numbers must be installed at high-risk points to ensure adequate protection. The DEGM simulation for the FRT shows that the rim edge has the highest likelihood of a direct strike of 90.586%. The result in Table 2 shows a drastic change in the computation time from several hours to

a few minutes just by changing the definition of the space point layers without impacting the overall accuracy of the results obtained. Reducing the space points needed in the computation allowed the removal of ground surface points and, ultimately, the number of required iterations. A major time advantage can now be achieved in DEGM implementation.

As discussed in this study, the proposed modifications to the modelling of DEGM have significant advantages in terms of improved accuracy and reduced computation time. The applications of the improved model focused on a cuboid and a cylindrical FRT. While these two structures have a simple geometrical configuration, implementing the modifications to the space definitions on MATLAB requires tricky iterative code implementation. Implementing the same on complex structures with complex-shaped collection volumes may be difficult to achieve.

Conclusion

The lightning hazard is a reality that has to be adequately managed to protect lives and properties. Lightning protection requires detailed compliance with established guidelines and procedures for implementing efficient and effective protection for structures and facilities. The number, position and arrangement of air terminations are vital attributes that determine the ability of a lightning protection system to intercept downward leaders safely. Air terminations must be positioned at high-risk points on a structure. It is therefore vital to be able to identify high strike-risk locations on a structure. The dynamic electro-geometrical model is a tool that enables the characterisation of the surface of a structure in terms of the likelihood of a direct strike. The numerical implementation of the dynamic electro-geometrical model has associated numerical errors such as the discretisation size effect, which impacts its accuracy, and also, it is computationally intensive to implement. This study identified sources of numerical errors and proposed modifications to the definition of space point layers toward reducing the computation time and improving the accuracy of the dynamic electro-geometrical model simulations.

A probability density function to cumulative distribution function conversion factor called K_{p2C} was developed and applied in the computation of the strike probability, and this helped to eliminate the effects of the numerical errors. For the cuboid structure that was evaluated within its collection volume, a reduction in computation time from 14 h to 5.75 min was achieved by eliminating the ground surface points. This shows a significant computation time advantage. The results obtained for the cuboid structure with catenary wires emphasise the need to state when applying DEGM to structures with air terminations whether the focus of the analysis is within the collection volume of the structure or not. The improved dynamic electro-geometrical model (IDEGM) proposed in this study has successfully reduced the computation time from more than several hours to less than 30 min for all the cases considered.

Received: 12 November 2021; Accepted: 28 March 2022

Published online: 06 April 2022

[1] References

- Schumann, C. *et al.* On the triggering mechanisms of upward lightning. *Sci. Rep.* **9**, 9576 (2019).
- Blanchini, F. *et al.* A threshold mechanism ensures minimum-path flow in lightning discharge. *Sci. Rep.* **11**, 280 (2021).
- W. Rison, Experimental validation of conventional and nonconventional lightning protection systems, in *Power Engineering Society General Meeting, 2003, IEEE*, pp. 2195–2200, 2003.
- Z. Flisowski and P. Sul, Individual assessment of the lightning hazard of building objects as a guarantee of their proper protection, *Electric Power Systems Research*, vol. 178, 2020.
- C. Gomes. (2020) Lightning Protection of Structures: How to do it wrong. *Wattnow* 50–57.
- S. Ait-Amar and G. Berger, "Attractive radius of elevated building," presented at the 28th International Conference on Lightning Protection, Kanazawa, 2006.
- A. De Conti, O. E. Leal, and A. C. Silva, "Lightning-induced voltage analysis on a three-phase compact distribution line considering different line models," *Electric Power Systems Research*, vol. 187, p. 106429, 2020.
- IEC 62305–1:2010, *Protection against lightning – Part 1: General principles*
- F. Heidler, W. Zischank, Z. Flisowski, C. Bouqueneau, and C. Mazzetti, "Parameters of lightning current given in IEC 62305-background, experience and outlook," in *29th International Conference on Lightning Protection*, p. 26, 2008.
- Tóth, Z., Kiss, I. & Németh, B. Problems of the simulation and modeling the lightning protection of high structures. *Pollack Periodica* **14**, 223–234 (2019).
- Hunt, H., Nixon, K., Jandrell, I. R. & Schulz, W. Can we model the statistical distribution of lightning location system errors better?. *Electr. Power Syst. Res* **178**, 106042 (2020).
- H. G. P. Hunt, W. Schulz, K. J. Nixon, and I. R. Jandrell, "Students' t-distribution modelling of LLS location errors," in *2018 34th International Conference on Lightning Protection (ICLP)*, pp. 1–6, 2018.
- V. Cooray, "Attachment of lightning flashes to grounded structures," in *Lightning Electromagnetics*, ed: Institution of Engineering and Technology, 2012, pp. 765–787.
- Ullah, I. *et al.* Smart lightning detection system for smart-city infrastructure using artificial neural network. *Wireless Pers. Commun.* **106**, 1743–1766 (2019).
- M. Becerra, F. Román, and V. Cooray, Lightning attachment to common structures: is the rolling sphere method really adequate?, in *The 29th International Conference on Lightning Protection ICLP. Uppsala, Sweden*, 2008.
- A. Kern, C. Schelthoff, and M. Mathieu, Probability of lightning strikes to air-terminations of structures using the electro-geometrical model theory and the statistics of lightning current parameters, in *Presented at the 30th International Conference on Lightning Protection (ICLP)*, 2010.
- A. Kern, C. Schelthoff, and M. Mathieu, Calculation of interception efficiencies for air-terminations using a dynamic electro-geometrical model, in *International Symposium on Lightning Protection*, pp. 25–30, 2011.
- A. I. Adekitan and M. Rock, Data mining analysis of lightning strike probability to simple structures, in *Presented at the 28th World Congress on Engineering*, London, U.K, 2021.
- Adekitan, A. I. & Rock, M. The impact of space point definition on dynamic electro-geometrical model of lightning strike probability. *Electr. Power Syst. Res.* **184**, 106336 (2020).
- M. S. Hildebrand, G. G. Noll, and W. T. Hand, *Above Ground Bulk Storage Tank Emergencies*, 2 ed.: Jones & Bartlett Learning, 2019.

21. Kern, A., Schelthoff, C. & Mathieu, M. Probability of lightning strikes to air-terminations of structures using the electro-geometrical model theory and the statistics of lightning current parameters. *Atmos. Res.* **117**, 2–11 (2012).
22. M. Hannig, V. Hinrichsen, R. Hannig, and R. Brocke, An analytical consideration on the striking probability and the total amount of strikes to simple structures according to standardized regulations, presented at the International Conference on Lightning Protection (ICLP), 2014.
23. M. Hannig, V. Hinrichsen, and R. Brocke, Determination of the probability function of lightning peak currents on flat ground, in *2017 International symposium on lightning protection (XIV SIPDA)*, pp. 162–168, 2017.
24. Moshashaei, P., Alizadeh, S. S., Khazini, L. & Asghari-Jafarabadi, M. Investigate the causes of fires and explosions at external floating roof tanks: A comprehensive literature review. *J. Fail. Anal. Prev.* **17**, 1044–1052 (2017).
25. Necci, A., Argenti, F., Landucci, G. & Cozzani, V. Accident scenarios triggered by lightning strike on atmospheric storage tanks. *Reliab. Eng. Syst. Saf.* **127**, 30–46 (2014).

Acknowledgements

The author expresses his gratitude for the support of the Nigerian Petroleum Technology Development Fund (PTDF) in partnership with the German Academic Exchange Service (DAAD).

Author contributions

A.I.A. conceived the research idea, developed the computer program, analysed and interpreted the results, and wrote the article.

Funding

Open Access funding enabled and organized by Projekt DEAL.

Competing interests

The author declares no competing interests.

Additional information

Correspondence and requests for materials should be addressed to A.I.A.

Reprints and permissions information is available at www.nature.com/reprints.

Publisher's note Springer Nature remains neutral with regard to jurisdictional claims in published maps and institutional affiliations.



Open Access This article is licensed under a Creative Commons Attribution 4.0 International License, which permits use, sharing, adaptation, distribution and reproduction in any medium or format, as long as you give appropriate credit to the original author(s) and the source, provide a link to the Creative Commons licence, and indicate if changes were made. The images or other third party material in this article are included in the article's Creative Commons licence, unless indicated otherwise in a credit line to the material. If material is not included in the article's Creative Commons licence and your intended use is not permitted by statutory regulation or exceeds the permitted use, you will need to obtain permission directly from the copyright holder. To view a copy of this licence, visit <http://creativecommons.org/licenses/by/4.0/>.

© The Author(s) 2022, corrected publication 2022